



Place: Staré M.p. Landštejnem

Date: 03/09/2022

Gravel Blinduro

Predbežná výsledková listina

Rank.	Cat.rank.	Bib	Name	YoB	Nat.	Finish time	Gap	Penalties	RZ1	#	RZ2	#	RZ3	#	RZ4	#	RZ5	#
									RZ6	#	RZ7	#	RZ8	#	RZ9	#	RZ10	#
1.	1./M30-39	101	PAPRSTKA Tomáš BIKEACTION - ROCKY MOUNTAIN TEAM	1992		00:33:41.8	00:00:00.0		02:25.4	1	03:44.5	1	03:13.1	1	02:04.2	2	04:22.5	2
									03:31.9	2	02:32.7	1	03:12.5	2	02:54.3	1	05:40.4	1
2.	2./M30-39	162	JOBÁNEK Jan Superior Team	1983		00:33:57.4	00:00:15.5		02:28.6	5	03:44.8	2	03:25.0	6	02:02.0	1	04:17.9	1
									03:30.3	1	02:33.2	2	03:10.2	1	02:58.0	2	05:47.2	2
3.	1./M21-29	288	BLÁHA Vojtěch Actofive	1999		00:35:18.0	00:01:36.1		02:28.1	3	03:48.0	3	03:16.6	3	02:08.2	3	04:42.9	4
									03:43.6	3	02:37.4	4	03:21.7	4	03:04.0	4	06:07.2	5
4.	3./M30-39	161	JEŽEK Petr SUPERIOR RIDERS	1992		00:35:46.2	00:02:04.3		02:27.0	2	03:51.9	4	03:26.7	10	02:11.6	4	04:46.5	5
									03:48.5	8	02:36.5	3	03:15.2	3	03:06.0	6	06:16.0	11
5.	1./M15-20	166	NAJSER Karel SUPERIOR RIDERS	2006		00:36:02.8	00:02:20.9		02:32.9	9	03:58.3	7	03:26.5	9	02:17.1	16	04:46.9	6
									03:45.9	4	02:41.9	6	03:23.1	5	03:03.1	3	06:06.8	4
6.	4./M30-39	37	SATKE Tomáš CK Dolny Śląsk	1989		00:36:29.9	00:02:48.0		02:39.7	18	04:01.4	12	03:47.5	51	02:18.5	18	04:35.9	3
									03:47.2	6	02:48.3	15	03:31.7	14	03:04.2	5	05:55.2	3
7.	5./M30-39	164	LUPIK Josef	1990		00:36:40.4	00:02:58.5		02:28.2	4	04:00.4	11	03:23.7	4	02:16.2	12	05:07.0	16
									03:49.0	10	02:46.3	10	03:23.4	6	03:09.3	12	06:16.6	12
8.	2./M21-29	228	VÁŇA Adam	1996		00:36:44.2	00:03:02.3		02:31.7	8	03:59.6	10	03:33.8	22	02:12.8	6	05:06.5	14
									03:48.6	9	02:42.7	7	03:29.0	11	03:08.2	9	06:11.1	8
9.	2./M15-20	160	HRUZÍK Matěj SUPERIOR RIDERS	2006		00:36:48.8	00:03:06.9		02:36.5	13	03:57.0	5	03:49.5	56	02:16.4	13	04:56.3	9
									03:50.2	11	02:41.3	5	03:25.2	7	03:06.5	7	06:09.6	7
10.	1./MTB Men 15+	58	ROUPEC Radek Kolofix	2001		00:36:55.2	00:03:13.3		02:33.6	10	04:04.1	15	03:47.1	50	02:12.3	5	04:56.9	10
									03:46.4	5	02:46.1	9	03:33.1	20	03:07.6	8	06:07.8	6



(*)

Created:04/09/2022 16:45:06

Timing and results by



Site:1 of 23

Rank.	Cat.rank.	Bib	Name	YoB	Nat.	Finish time	Gap	Penalties	RZ1	#	RZ2	#	RZ3	#	RZ4	#	RZ5	#
									RZ6	#	RZ7	#	RZ8	#	RZ9	#	RZ10	#
11.	6./M30-39	145	RUBÍČ Daniel ASPIRE SPORTS	1985		00:37:12.4	00:03:30.5		02:31.1	6	04:02.7	14	03:26.4	8	02:17.2	17	04:59.6	12
									03:55.6	14	02:48.2	14	03:28.4	10	03:17.1	19	06:25.6	19
12.	7./M30-39	57	ŘÍHA Jakub N1TEAM	1992		00:37:17.2	00:03:35.3		02:31.6	7	03:57.8	6	03:15.3	2	02:13.4	9	04:53.4	8
									03:56.3	15	02:44.1	8	04:06.5	113	03:13.5	14	06:25.1	18
13.	3./M21-29	163	LETTOVSKÝ Tomáš SUPERIOR RIDERS	1996		00:37:20.5	00:03:38.6		02:42.7	24	04:02.4	13	03:35.1	26	02:19.2	20	05:12.5	22
									03:48.1	7	02:47.2	12	03:25.3	8	03:14.2	15	06:13.6	9
14.	2./MTB Men 15+	261	SEDLÁK Ondřej Next Racing Cycling	1990		00:37:31.4	00:03:49.5		02:40.0	19	04:16.5	29	03:26.8	11	02:14.2	10	05:06.8	15
									03:52.3	12	02:48.0	13	03:28.4	9	03:08.6	11	06:29.3	24
15.	8./M30-39	158	HAMAN Martin SUPERIOR RIDERS	1984		00:37:31.7	00:03:49.8		02:55.6	66	03:59.2	9	03:30.6	14	02:16.5	14	05:07.6	17
									03:53.7	13	02:53.7	18	03:31.9	15	03:08.4	10	06:14.1	10
16.	1./M40-49	125	RYBÁŘ Ivo Gravel Nové Strašecí	1980		00:37:40.5	00:03:58.6		02:36.0	12	04:12.6	20	03:24.7	5	02:13.2	8	05:10.3	19
									04:05.9	28	02:46.3	11	03:32.9	19	03:16.0	16	06:22.2	16
17.	9./M30-39	51	KRÁLÍK Miloš Kolofix	1984		00:37:44.3	00:04:02.4		02:39.1	17	04:06.2	17	03:34.1	24	02:15.1	11	04:50.0	7
									03:58.3	17	02:59.2	19	03:31.1	13	03:21.7	23	06:29.1	23
18.	10./M30-39	89	BALLENDAT Till Vienna International Cycle Club	1985		00:37:52.0	00:04:10.1		02:38.3	14	04:13.5	21	03:27.9	12	02:12.9	7	05:12.5	21
									04:04.6	26	02:50.8	16	03:35.7	21	03:17.1	18	06:18.4	14
19.	3./MTB Men 15+	134	KELLNER LICHNOVSKÝ L ASPIRE SPORTS	1995		00:37:56.0	00:04:14.1		02:38.6	15	03:58.9	8	03:28.3	13	02:19.2	19	05:17.0	24
									04:00.1	20	02:51.6	17	03:30.4	12	03:16.8	17	06:34.8	29
20.	3./M15-20	168	ŠINDLER Jakub SUPERIOR RIDERS	2003		00:38:05.9	00:04:24.0		02:40.2	20	04:20.8	35	03:33.2	19	02:17.1	15	05:06.2	13
									04:01.4	23	03:04.7	28	03:32.4	18	03:12.1	13	06:17.5	13
21.	2./M40-49	114	JANOUSEK Michal Gravel Nové Strašecí	1980		00:38:17.1	00:04:35.2		02:35.7	11	04:09.3	19	03:25.7	7	02:21.7	22	05:08.5	18
									04:04.2	24	02:59.2	19	03:37.2	27	03:31.2	35	06:24.1	17
22.	11./M30-39	193	ZIKMUND Petr Hello CTW	1983		00:38:22.1	00:04:40.2		02:43.7	26	04:06.1	16	03:40.3	37	02:22.4	23	05:10.7	20
									04:00.0	19	03:00.5	21	03:32.4	17	03:18.7	21	06:27.0	20
23.	4./M21-29	23	BABIÁNEK David Čubej cycling cartel	1993		00:38:23.4	00:04:41.5		02:41.1	21	04:06.8	18	03:49.8	57	02:20.0	21	04:59.4	11
									03:58.5	18	03:04.6	27	03:36.8	25	03:26.9	30	06:19.4	15
24.	5./M21-29	244	ROBAUSCH Jakub Spectrumbike	1999		00:38:58.3	00:05:16.4		02:42.0	22	04:15.1	25	03:38.2	29	02:29.0	34	05:32.3	34
									03:57.3	16	03:01.2	22	03:32.3	16	03:17.9	20	06:32.6	27



(*)

Created:04/09/2022 16:45:06

Timing and results by



Site:2 of 23

Rank.	Cat.rank.	Bib	Name	YoB	Nat.	Finish time	Gap	Penalties	RZ1	#	RZ2	#	RZ3	#	RZ4	#	RZ5	#
									RZ6	#	RZ7	#	RZ8	#	RZ9	#	RZ10	#
25.	3./M40-49	147	ŠIMERLE Ladislav ASPIRE SPORTS	1976	CZE	00:39:25.1	00:05:43.2		02:38.6	15	04:14.4	23	03:31.1	15	02:26.3	25	05:37.8	40
									04:09.0	29	03:08.0	35	03:36.1	23	03:26.8	29	06:36.7	30
26.	12./M30-39	9	HORVÁTH Michal Nusle bejby	1990	CZE	00:39:29.7	00:05:47.8		02:43.6	25	04:13.8	22	03:45.6	46	02:25.9	24	05:22.6	26
									04:00.9	22	03:05.0	29	03:40.5	30	03:43.1	67	06:28.6	22
27.	4./M40-49	132	BARTÁK Jiří COS Brno	1974	CZE	00:39:32.8	00:05:50.9		02:54.4	59	04:16.2	28	03:39.0	34	02:31.0	39	05:21.3	25
									04:04.5	25	03:08.4	36	03:37.1	26	03:30.0	33	06:30.6	25
28.	5./M40-49	195	BITMAN Petr Bike Mšeno	1980	CZE	00:39:41.4	00:05:59.5		02:48.5	35	04:17.8	30	03:38.9	33	02:27.7	30	05:32.3	33
									04:15.4	38	03:11.6	42	03:38.4	29	03:19.9	22	06:30.6	26
29.	6./M40-49	307	DOLEŽAL Petr Cykloklub Kněžice	1976	CZE	00:39:58.5	00:06:16.6		02:44.2	28	04:17.9	31	03:32.9	18	02:27.6	28	05:38.3	42
									04:20.3	45	03:06.4	31	03:36.2	24	03:29.4	31	06:44.9	34
30.	7./M40-49	240	OPPITZ Michal	1977	CZE	00:39:58.6	00:06:16.7		02:45.9	31	04:14.7	24	03:51.8	64	02:27.6	28	05:35.6	37
									04:11.4	32	03:09.7	38	03:37.6	28	03:24.6	27	06:39.2	31
31.	13./M30-39	42	SVOBODA Jan YOGI Racing Ostrava	1985	CZE	00:40:20.6	00:06:38.7		02:52.1	48	04:23.3	39	03:37.2	28	02:26.7	26	05:23.8	28
									04:13.6	35	03:18.5	59	03:46.3	42	03:33.7	41	06:45.0	35
32.	4./MTB Men 15+	259	MELICHAR Mikuláš Yannik MS BIKE ACADEMY	2007	CZE	00:40:33.3	00:06:51.4		02:53.2	52	04:18.0	32	03:44.0	43	02:29.2	37	05:25.1	30
									04:12.2	33	03:32.5	112	03:41.0	31	03:22.2	25	06:55.5	47
33.	14./M30-39	236	JIROUT Petr AMK Cihelna	1992	CZE	00:40:38.5	00:06:56.6		02:43.8	27	04:16.1	27	04:02.4	108	02:31.0	39	05:34.1	36
									04:00.3	21	03:01.9	23	03:53.2	62	03:33.2	39	07:02.2	61
34.	8./M40-49	141	LINHART Jiří Bikespace	1979	CZE	00:40:41.5	00:06:59.6		02:48.6	36	04:21.2	37	03:40.3	36	02:35.1	50	05:43.9	47
									04:13.2	34	03:13.7	44	03:45.7	38	03:33.6	40	06:45.9	36
35.	15./M30-39	56	RADIL Jakub Kolofix	1987	CZE	00:40:43.2	00:07:01.3		02:57.8	78	04:19.8	34	03:58.8	92	02:28.1	31	05:25.1	29
									04:10.6	31	03:14.2	47	03:45.9	40	03:35.5	45	06:47.0	37
36.	16./M30-39	46	DOBIÁŠ Adam KROSS Bikeranch Team	1990	CZE	00:40:49.4	00:07:07.5		02:52.6	50	04:26.3	45	04:03.4	113	02:27.2	27	05:23.6	27
									04:16.3	41	03:14.2	47	03:54.5	66	03:36.3	46	06:34.6	28
37.	17./M30-39	291	GLAUSCH Jan	1988	CZE	00:40:53.7	00:07:11.8		02:45.2	30	04:32.3	63	03:55.2	76	02:44.9	86	05:27.5	32
									04:10.5	30	03:15.0	50	03:53.1	61	03:26.2	28	06:43.2	33
38.	9./M40-49	220	KRAJCOVIC Rastislav	1976	SVK	00:40:53.8	00:07:11.9		02:54.0	56	04:28.6	53	03:33.2	20	02:31.8	41	05:50.2	54
									04:21.7	49	03:14.1	46	03:43.4	34	03:24.3	26	06:52.1	41



(*)

Created:04/09/2022 16:45:06

Timing and results by



Site:3 of 23

Rank.	Cat.rank.	Bib	Name	YoB	Nat.	Finish time	Gap	Penalties	RZ1	#	RZ2	#	RZ3	#	RZ4	#	RZ5	#
									RZ6	#	RZ7	#	RZ8	#	RZ9	#	RZ10	#
39.	18./M30-39	25	BŘEZINA Tomáš Čubej cycling cartel	1989	CZE	00:40:54.9	00:07:13.0		02:42.5	23	04:20.8	36	04:20.8	178	02:29.0	35	05:26.2	31
									04:23.0	51	03:04.0	25	03:43.1	32	03:29.4	32	06:55.7	48
40.	19./M30-39	80	ŠEVEČEK Jan	1985	CZE	00:40:58.0	00:07:16.1		02:50.3	41	04:23.8	41	03:38.4	30	02:28.8	33	05:39.1	43
									04:21.3	46	03:07.5	33	03:50.5	53	03:30.7	34	07:07.4	69
41.	20./M30-39	117	KURE Tomáš Pavé Cycles	1991	CZE	00:41:08.3	00:07:26.4		02:52.0	47	04:30.2	56	03:50.1	58	02:31.9	42	05:45.1	49
									04:21.4	47	03:07.1	32	03:46.7	44	03:32.9	38	06:50.8	39
42.	1./M50+	343	BOROŠ Franjo Bikespace	1970	CZE	00:41:19.1	00:07:37.2		02:51.6	45	04:23.6	40	03:46.6	48	02:44.3	83	05:44.1	48
									04:20.0	44	03:09.4	37	03:45.0	36	03:35.0	43	06:59.2	54
43.	21./M30-39	137	KOVÁCS Tomáš	1985	CZE	00:41:31.6	00:07:49.7		02:44.8	29	04:26.9	49	03:33.4	21	02:33.7	45	05:54.1	62
									04:22.2	50	03:10.2	40	03:56.2	74	03:37.8	48	07:11.9	77
44.	6./M21-29	93	DOSTÁL Šimon	1993	CZE	00:41:32.9	00:07:51.0		02:49.8	38	04:31.8	60	03:51.1	62	02:34.0	47	06:06.0	80
									04:18.6	43	03:04.4	26	03:46.5	43	03:35.1	44	06:55.1	45
45.	10./M40-49	245	SAKAŘ Radek	1977	CZE	00:41:35.8	00:07:54.0		02:52.2	49	04:35.5	68	03:42.6	41	02:35.5	52	05:54.5	65
									04:16.0	40	03:20.2	65	03:50.2	52	03:32.6	36	06:56.1	49
46.	22./M30-39	122	POLÁŠEK Petr Rouvy	1989	CZE	00:41:42.1	00:08:00.2		03:09.2	132	04:33.4	65	03:50.3	60	02:35.8	53	05:34.0	35
									04:17.4	42	03:08.0	34	03:49.6	49	03:47.5	77	06:56.6	50
47.	11./M40-49	140	LINHART Stanislav Bikespace cz	1976	CZE	00:41:48.9	00:08:07.0		03:30.4	225	04:15.2	26	03:54.4	72	02:37.2	56	05:39.4	44
									04:24.0	55	03:06.2	30	03:43.3	33	03:33.7	41	07:05.0	66
48.	7./M21-29	82	ŠULC Petr Decathlon.cz	1993	CZE	00:41:50.6	00:08:08.7		02:46.7	32	04:36.8	71	03:40.8	39	02:29.2	36	05:54.2	63
									04:21.7	48	03:16.7	54	03:55.7	71	03:38.9	52	07:09.6	72
49.	23./M30-39	301	LINHART Petr Legs:ON	1991	CZE	00:41:54.1	00:08:12.2		02:58.2	80	04:26.9	48	03:58.3	91	02:37.8	59	05:46.6	50
									04:26.0	59	03:17.7	58	03:45.4	37	03:38.7	50	06:58.2	53
50.	5./MTB Men 15+	258	MATULA Martin Jihlava	1977	CZE	00:41:54.6	00:08:12.7		03:02.8	96	04:30.4	57	03:31.7	16	02:37.6	57	05:54.2	64
									04:30.2	64	03:15.6	51	03:49.1	47	03:37.9	49	07:04.9	65
51.	6./MTB Men 15+	283	VOTAVA Vladimír Osvěžovna	1993	CZE	00:41:54.8	00:08:12.9		02:51.0	44	04:22.1	38	03:52.2	65	02:44.6	85	05:55.4	66
									04:23.4	53	03:16.0	53	03:51.8	58	03:41.3	59	06:56.7	51
52.	12./M40-49	251	VÁŇA Petr Lawi Granfondo team	1973	CZE	00:41:56.0	00:08:14.1		02:57.5	75	04:24.6	42	04:02.8	111	02:43.5	82	05:38.1	41
									04:25.9	58	03:19.5	63	03:52.0	59	03:40.4	57	06:51.3	40



(*)

Created:04/09/2022 16:45:06

Timing and results by



Site:4 of 23

Rank.	Cat.rank.	Bib	Name	YoB	Nat.	Finish time	Gap	Penalties	RZ1	#	RZ2	#	RZ3	#	RZ4	#	RZ5	#
									RZ6	#	RZ7	#	RZ8	#	RZ9	#	RZ10	#
53.	24./M30-39	204	MEJDRECH Lukáš Profinit	1985		00:42:01.0	00:08:19.2		02:53.1	51	04:27.1	50	04:42.6	228	02:33.9	46	05:47.8	51
									04:15.2	37	03:09.7	39	03:44.9	35	03:32.8	37	06:53.6	43
54.	13./M40-49	150	VÁLEK Ondřej ASPIRE	1979		00:42:06.3	00:08:24.4		02:50.3	42	04:32.5	64	03:38.8	32	02:39.7	65	06:04.3	77
									04:29.3	62	03:24.0	78	03:49.4	48	03:44.2	70	06:53.4	42
55.	14./M40-49	135	KOLEGAR Michal ASPIRE SPORTS	1975		00:42:06.9	00:08:25.0		02:50.2	40	04:25.4	44	04:01.1	103	02:35.4	51	05:57.3	71
									04:24.0	55	03:13.8	45	03:48.5	46	03:49.1	84	07:01.8	60
56.	15./M40-49	233	HAJDÚCH Jaroslav	1975		00:42:07.5	00:08:25.6		02:55.7	67	04:37.6	72	03:59.8	98	02:48.0	98	05:49.5	52
									04:15.6	39	03:13.0	43	03:49.8	51	03:42.9	66	06:55.2	46
57.	7./MTB Men 15+	254	GALLIN Stanislav Andante	1981		00:42:12.5	00:08:30.6		02:59.1	86	04:30.5	58	03:59.2	95	02:31.9	43	05:52.7	58
									04:31.6	66	03:14.5	49	03:58.1	81	03:39.9	55	06:54.6	44
58.	16./M40-49	227	VACHTL Radim	1978		00:42:20.0	00:08:38.1		02:59.7	87	04:26.6	46	04:17.9	169	02:33.4	44	05:51.6	56
									04:24.3	57	03:17.7	57	03:50.6	54	03:40.1	56	06:57.6	52
59.	17./M40-49	70	HOVORKA Jan Fanaticus	1979		00:42:22.9	00:08:41.0		02:56.0	68	04:39.8	84	03:45.1	44	02:41.5	71	05:56.8	68
									04:32.9	69	03:19.6	64	03:51.7	57	03:39.5	54	06:59.7	55
60.	8./M21-29	183	KLEMSA Tomáš KT Bikers	1994		00:42:23.7	00:08:41.8		02:58.4	81	04:30.1	55	03:51.4	63	02:42.7	79	06:03.2	76
									04:13.7	36	03:22.5	74	03:54.3	64	03:37.0	47	07:09.9	73
61.	25./M30-39	123	PRŮŠA Karel Gravel Nové Strašecí	1985		00:42:33.6	00:08:51.7		02:50.6	43	04:24.8	43	03:40.4	38	02:42.5	76	06:22.9	102
									04:37.8	81	03:19.3	62	03:45.9	39	03:40.6	58	07:08.3	71
62.	18./M40-49	208	NOVÝ Petr Kosmos bikes	1977		00:42:33.9	00:08:52.0		02:53.4	53	04:32.2	62	03:35.7	27	02:47.7	97	06:08.5	84
									04:43.4	105	03:11.4	41	03:49.7	50	03:50.4	88	07:01.1	58
63.	19./M40-49	121	PELEŠKA Jiří Gravel Nové Strašecí	1976		00:42:36.2	00:08:54.3		02:57.7	77	04:38.4	80	04:11.5	142	02:40.7	67	05:57.0	69
									04:32.1	67	03:26.0	86	03:47.1	45	03:44.0	68	06:41.2	32
64.	1./W30-39	14	KRKAVCOVÁ Eva Nusle bejby	1986		00:42:36.5	00:08:54.6		02:56.4	69	04:40.0	85	04:14.7	159	02:34.1	48	05:43.0	46
									04:23.0	51	03:20.8	67	04:01.4	93	03:42.3	61	07:00.5	57
65.	9./M21-29	148	SMUTNÝ Michal ASPIRE SPORTS	1994		00:42:40.8	00:08:58.9		02:53.9	55	04:26.7	47	04:20.2	176	02:42.1	72	05:35.8	39
									04:23.8	54	03:17.1	56	03:56.0	72	03:52.6	94	07:12.2	78
66.	10./M21-29	295	NAVRÁTIL Tadeáš	2001		00:42:50.4	00:09:08.5		02:47.7	33	04:31.7	59	03:49.1	53	02:45.3	87	06:17.7	95
									04:30.1	63	03:15.6	52	03:51.5	55	03:44.2	69	07:17.1	85



(*)

Created:04/09/2022 16:45:06

Timing and results by



Site:5 of 23

Rank.	Cat.rank.	Bib	Name	YoB	Nat.	Finish time	Gap	Penalties	RZ1	#	RZ2	#	RZ3	#	RZ4	#	RZ5	#
									RZ6	#	RZ7	#	RZ8	#	RZ9	#	RZ10	#
67.	20./M40-49	152	VESELÝ Pavel Koloshop Team	1980		00:42:54.8	00:09:12.9		02:57.6	76	04:28.5	52	03:34.1	23	02:47.0	93	05:57.8	72
									04:34.5	71	03:21.0	68	04:05.6	111	03:52.3	93	07:15.9	83
68.	26./M30-39	44	BLÁHA Jan Cyklošauer/NP	1984		00:42:54.8	00:09:12.9		03:05.3	112	04:43.4	94	03:49.3	54	02:36.5	55	05:51.7	57
									04:27.1	60	03:16.9	55	03:54.4	65	03:38.8	51	07:31.0	113
69.	11./M21-29	178	HODONICKÝ Pavel KT Bikers	1993		00:42:54.8	00:09:12.9		02:49.6	37	04:35.0	67	03:35.0	25	02:48.2	101	06:01.6	73
									04:34.7	72	03:21.9	71	03:53.7	63	03:56.0	103	07:18.8	86
70.	21./M40-49	224	SCHINDLER Michal gravelbike.cz	1982		00:43:04.1	00:09:22.2		02:53.8	54	04:29.2	54	04:01.3	104	02:42.6	77	06:09.1	85
									04:39.1	87	03:24.4	81	03:52.7	60	03:45.2	72	07:06.3	68
71.	27./M30-39	302	ŘÍPA Martin Posedla	1987		00:43:07.1	00:09:25.3		02:56.7	70	04:39.5	82	03:53.9	68	02:39.3	61	05:53.3	60
									04:39.8	92	03:24.0	79	03:59.3	85	03:50.9	89	07:10.1	74
72.	28./M30-39	279	MIKOLÁŠ Jan	1987		00:43:13.4	00:09:31.5		03:05.3	113	04:32.1	61	04:30.5	203	02:42.2	73	05:40.6	45
									04:31.3	65	03:22.1	73	04:03.5	100	03:45.2	72	07:00.1	56
73.	29./M30-39	2	BEHÚL Lukáš Nuly A Jedničky	1991		00:43:13.8	00:09:31.9		03:20.2	185	04:40.5	87	04:27.6	196	02:41.1	69	05:35.7	38
									04:27.8	61	03:30.6	108	03:57.4	80	03:42.6	64	06:49.8	38
74.	30./M30-39	47	DRAŽAN Tomáš	1988		00:43:14.1	00:09:32.2		03:03.4	102	04:48.2	109	04:05.9	122	02:42.4	74	06:02.2	75
									04:32.6	68	03:21.1	69	03:54.8	67	03:41.7	60	07:01.3	59
75.	8./MTB Men 15+	253	FIŠER Jaroslav	1981		00:43:14.3	00:09:32.4		03:03.3	101	04:46.4	104	03:56.1	79	02:43.1	80	06:06.7	81
									04:36.0	76	03:18.7	60	04:01.8	96	03:39.2	53	07:02.6	62
76.	22./M40-49	267	BRÁT Matěj BLUE FLY enduro team	1978		00:43:18.0	00:09:36.2		02:56.9	71	04:36.6	70	03:38.6	31	02:34.9	49	06:07.5	83
									04:40.3	94	03:23.6	77	04:01.6	94	03:58.5	112	07:19.2	87
77.	23./M40-49	111	AXAMIT Michal Gravel Nové Strašecí	1979		00:43:19.2	00:09:37.3		02:55.3	62	04:37.9	74	03:53.8	67	02:50.9	114	06:05.1	79
									04:38.8	84	03:23.4	75	03:59.7	88	03:48.7	79	07:05.3	67
78.	24./M40-49	221	PAPALA Martin	1979		00:43:22.6	00:09:40.7		03:04.1	107	04:38.2	77	03:32.2	17	02:42.4	75	06:20.7	99
									04:42.9	102	03:21.7	70	03:56.1	73	03:47.2	76	07:16.7	84
79.	9./MTB Men 15+	263	ŠTĚPÁNEK Libor	1968		00:43:43.7	00:10:01.8		02:58.6	82	04:38.1	75	03:47.6	52	02:39.5	63	06:20.4	98
									04:36.8	79	03:33.3	118	03:56.3	75	03:50.1	87	07:22.5	95
80.	31./M30-39	277	KUPTÍK Jan ELL	1989		00:43:52.5	00:10:10.6		03:16.1	164	04:53.8	124	04:04.5	117	02:44.5	84	05:49.9	53
									04:41.7	95	03:22.1	72	03:59.5	86	03:48.9	81	07:11.2	76



(*)

Created:04/09/2022 16:45:06

Timing and results by



Site:6 of 23

Rank.	Cat.rank.	Bib	Name	YoB	Nat.	Finish time	Gap	Penalties	RZ1	#	RZ2	#	RZ3	#	RZ4	#	RZ5	#
									RZ6	#	RZ7	#	RZ8	#	RZ9	#	RZ10	#
81.	32./M30-39	192	VIRT Ondřej KT Bikers	1990		00:43:54.8	00:10:12.9		03:07.5	122	04:44.3	95	03:55.7	78	02:37.6	57	06:07.3	82
									04:38.8	84	03:29.6	100	03:55.0	69	03:54.1	97	07:24.6	99
82.	33./M30-39	104	PETRŮ Jan	1989		00:43:59.7	00:10:17.8		02:55.3	63	04:53.8	123	03:50.2	59	02:46.4	90	06:36.1	124
									04:36.0	75	03:19.0	61	04:00.1	90	03:59.9	120	07:02.6	63
83.	25./M40-49	35	PUTSCHÖGL Jan	1976		00:44:14.0	00:10:32.1		03:11.2	143	04:53.9	125	04:08.6	133	02:47.0	92	06:10.1	86
									04:42.8	100	03:27.7	90	03:59.0	84	03:42.4	62	07:11.0	75
84.	34./M30-39	155	BUTALA Jan Poslední leč	1987		00:44:24.1	00:10:42.2		03:01.5	89	04:38.6	81	04:14.0	156	02:41.1	68	06:24.8	104
									04:39.7	91	03:28.2	93	04:00.3	91	03:51.6	90	07:23.8	98
85.	12./M21-29	217	HRINKO Adrian Shrimp cartel	1996		00:44:26.3	00:10:44.4		02:55.4	65	04:38.3	78	04:12.3	147	02:50.5	111	07:03.8	163
									04:36.7	78	03:20.6	66	03:46.1	41	03:49.2	85	07:12.9	79
86.	2./M50+	247	ŠTEFAN Martin Magickéme	1972		00:44:28.1	00:10:46.2		03:12.1	148	04:50.5	114	04:09.8	136	02:46.8	91	06:01.8	74
									04:39.5	88	03:27.5	88	04:04.6	108	03:54.8	99	07:20.4	89
87.	26./M40-49	136	KOPŘIVA Marek ASPIRE SPORTS	1979		00:44:31.8	00:10:49.9		02:51.9	46	04:40.7	89	04:07.0	126	02:51.3	115	06:23.4	103
									04:42.1	96	03:24.7	83	03:57.0	77	04:02.1	123	07:31.2	114
88.	35./M30-39	49	JANOUC Tomáš	1987		00:44:32.7	00:10:50.8		03:14.8	160	04:57.0	134	04:32.0	207	02:43.1	81	05:57.1	70
									04:43.5	106	03:38.3	133	03:56.7	76	03:42.4	62	07:07.5	70
89.	3./M50+	105	RIBARITS Oliver Vienna International Cycle Club	1969		00:44:33.3	00:10:51.4		03:03.2	99	04:46.1	103	04:22.2	183	02:47.1	94	05:56.1	67
									04:47.6	118	03:42.8	140	04:04.3	104	03:48.9	82	07:14.6	80
90.	27./M40-49	182	KEPKA Radovan	1981		00:44:38.7	00:10:56.8		02:54.1	58	04:37.8	73	03:52.3	66	02:50.5	110	06:33.6	118
									04:42.6	98	03:30.2	106	03:57.3	79	04:04.6	131	07:35.4	123
91.	28./M40-49	167	NĚMEC Jan MTBS.cz	1973		00:44:39.6	00:10:57.7		03:04.6	108	04:46.5	105	04:05.4	121	02:30.9	38	06:32.5	116
									04:42.8	99	03:34.5	122	04:01.7	95	03:58.0	110	07:22.5	94
92.	36./M30-39	20	SVOJŠE Otakar Blatná	1988		00:44:51.6	00:11:09.7		03:02.8	97	04:55.1	129	04:28.5	198	02:42.6	78	05:50.4	55
									04:35.0	73	03:34.3	121	04:14.8	143	03:57.8	109	07:30.0	110
93.	37./M30-39	75	KUDĚLÁSEK Richard Decathlon.cz	1987		00:44:53.6	00:11:11.7		03:50.7	262	04:47.9	107	03:56.5	80	02:40.0	66	06:11.0	87
									04:49.5	123	03:29.7	101	04:00.1	89	03:47.1	75	07:20.7	90
94.	13./M21-29	4	DEMOVIČ Jakub Nuly A Jedničky	1994		00:44:59.1	00:11:17.2		03:06.1	114	05:05.6	157	04:02.1	106	02:52.8	120	06:39.5	132
									04:35.0	73	03:24.8	84	03:57.1	78	03:53.2	95	07:22.5	93



(*)

Created:04/09/2022 16:45:06

Timing and results by



Site:7 of 23

Rank.	Cat.rank.	Bib	Name	YoB	Nat.	Finish time	Gap	Penalties	RZ1	#	RZ2	#	RZ3	#	RZ4	#	RZ5	#
									RZ6	#	RZ7	#	RZ8	#	RZ9	#	RZ10	#
95.	4./M50+	196	HAGER Jürgen RC Praterstern	1971		00:44:59.5	00:11:17.6		03:12.5	153	04:41.5	91	04:11.8	145	02:39.6	64	06:16.0	91
									04:46.8	117	03:28.4	94	04:09.2	124	03:59.6	117	07:33.8	118
96.	14./M21-29	84	VANÍČEK Jakub Decathlon.cz	1994		00:45:01.8	00:11:19.9		02:50.0	39	04:45.9	101	03:55.7	77	02:48.2	100	06:38.4	130
									04:48.5	119	03:28.4	94	04:08.2	120	03:55.5	102	07:42.8	140
97.	38./M30-39	59	ŠEBESTA Jaroslav	1983		00:45:08.6	00:11:26.7		03:03.7	105	04:57.4	138	04:05.4	120	02:55.7	130	06:13.8	89
									04:49.7	124	03:30.0	104	04:07.1	114	03:56.6	105	07:28.9	106
98.	15./M21-29	53	MEISSNER Matouš Kolofix	1993		00:45:08.8	00:11:26.9		03:24.0	200	04:59.5	144	04:00.5	99	03:03.1	150	06:18.4	96
									04:42.8	101	03:30.4	107	04:00.5	92	03:47.1	74	07:22.3	92
99.	39./M30-39	335	SMUTNÝ Ondřej Brno piczo	1988		00:45:09.1	00:11:27.2		03:02.6	95	04:34.2	66	03:46.1	47	02:49.7	107	06:44.5	137
									04:39.6	90	03:35.5	124	03:59.5	87	04:12.0	152	07:45.1	143
100.	29./M40-49	248	SUŠER Radek Bechyně Legends	1973		00:45:10.0	00:11:28.1		03:09.0	129	04:46.0	102	04:19.7	175	02:47.6	96	06:17.7	94
									04:38.5	83	03:37.5	130	04:19.7	161	03:49.0	83	07:25.1	101
101.	40./M30-39	66	BÁRTA Adam HO Tesla	1987		00:45:11.6	00:11:29.7		03:03.4	103	04:52.9	120	04:09.4	135	02:53.2	121	06:37.2	127
									04:37.4	80	03:28.1	92	04:04.1	102	04:00.2	122	07:25.5	102
102.	41./M30-39	55	POVÝŠIL Jan Kolofix	1985		00:45:12.3	00:11:30.4		03:11.3	144	05:04.2	155	04:10.0	137	02:48.5	102	06:33.6	119
									04:39.6	89	03:30.0	103	04:11.4	130	03:59.3	116	07:04.2	64
103.	5./M50+	339	TRÁVNÍČEK Aleš SK PETŘÍN	1971		00:45:14.1	00:11:32.2		03:13.9	159	04:38.1	76	04:00.7	101	02:49.1	103	06:21.7	100
									04:49.0	121	03:44.5	147	04:03.1	99	04:03.8	128	07:29.9	109
104.	42./M30-39	231	ŽVAK Adam Shrimp cartel	1990		00:45:22.4	00:11:40.5		03:02.4	93	04:55.1	129	04:01.7	105	03:03.0	149	06:47.1	144
									04:33.4	70	03:33.5	119	04:04.5	107	04:00.0	121	07:21.4	91
105.	43./M30-39	246	ŠNAJDR Michal Asphalt Cycling lab Brno	1988		00:45:26.7	00:11:44.8		02:58.9	84	04:45.7	100	03:57.6	86	02:50.4	109	06:04.4	78
									04:53.8	134	03:50.7	167	04:04.4	106	03:53.6	96	08:06.8	186
106.	30./M40-49	281	RICHTER Radek	1979		00:45:27.5	00:11:45.6		03:11.8	147	04:47.5	106	04:07.4	129	02:45.6	89	06:25.1	106
									04:45.9	115	03:32.1	111	04:20.8	168	03:57.8	108	07:33.1	117
107.	44./M30-39	43	VILGUS Tomáš	1983		00:45:27.5	00:11:45.6		03:10.8	139	04:41.7	92	05:04.0	259	02:39.4	62	05:52.9	59
									04:57.3	145	03:43.3	141	04:12.2	133	03:50.1	86	07:15.7	82
108.	31./M40-49	333	ŘEZNÍČEK Martin Levelsportkoncept	1975		00:45:34.0	00:11:52.1		03:08.7	127	04:45.6	99	03:57.9	88	02:53.8	123	06:16.4	93
									04:56.1	141	03:37.6	131	04:08.6	121	04:04.6	132	07:44.4	141



(*)

Created:04/09/2022 16:45:06

Timing and results by



Site:8 of 23

Rank.	Cat.rank.	Bib	Name	YoB	Nat.	Finish time	Gap	Penalties	RZ1	#	RZ2	#	RZ3	#	RZ4	#	RZ5	#
									RZ6	#	RZ7	#	RZ8	#	RZ9	#	RZ10	#
109.	16./M21-29	284	VOVERKA Václav	1993		00:45:37.8	00:11:55.9		03:02.6	94	04:39.6	83	04:06.2	124	02:50.1	108	06:39.7	133
									04:51.0	128	03:33.1	116	04:13.5	137	04:07.0	137	07:34.7	120
110.	45./M30-39	86	ZMITKO Jan Barbarian Extreme Team	1988		00:45:37.9	00:11:56.0		03:18.2	177	04:56.7	132	03:57.4	83	02:59.6	136	06:36.5	125
									04:55.6	138	03:39.2	136	03:58.9	83	03:51.9	91	07:23.5	97
111.	2./W30-39	110	WOELFEL Elisabeth Vienna International Cycle Club	1985		00:45:43.2	00:12:01.3		03:12.3	150	04:58.2	140	04:08.6	134	02:50.5	111	06:11.5	88
									04:54.3	136	03:30.2	105	04:15.7	149	04:07.0	135	07:34.8	121
112.	1./W40+	214	BRAUMANN Birgit Trek Store Vienna	1973		00:45:47.4	00:12:05.5		03:12.4	152	05:02.7	153	03:54.1	69	03:01.3	141	06:27.3	111
									05:05.4	159	03:33.1	115	03:58.8	82	03:57.5	107	07:34.5	119
113.	32./M40-49	342	WOLFGANG Moser	1975		00:45:48.4	00:12:06.5		03:13.2	156	04:57.1	136	04:50.1	240	02:54.3	125	06:28.9	113
									04:38.5	82	03:24.3	80	04:07.2	115	03:42.7	65	07:31.7	115
114.	33./M40-49	239	LORENC Ondrej	1981		00:45:49.5	00:12:07.6		03:07.3	119	04:38.4	79	04:29.1	200	02:39.0	60	06:26.0	108
									04:44.6	112	03:47.9	159	04:15.2	145	04:12.6	156	07:29.2	108
115.	46./M30-39	170	ŠTAJNC David Kokostezky	1989		00:45:50.5	00:12:08.6		02:58.7	83	04:58.0	139	03:51.1	61	02:51.7	116	07:11.4	174
									04:44.2	110	03:24.9	85	04:04.2	103	04:13.6	159	07:32.5	116
116.	47./M30-39	74	KOZLÍK Petr	1990		00:45:53.2	00:12:11.3		03:09.7	133	04:56.9	133	03:54.8	73	03:07.1	161	07:04.3	165
									04:44.3	111	03:32.7	113	04:06.0	112	03:57.3	106	07:19.6	88
117.	17./M21-29	304	ZAHRADNÍČEK Lukáš Kolovna	1994		00:45:59.9	00:12:18.0		03:04.1	106	04:50.1	113	03:57.0	82	02:52.6	119	06:37.9	129
									04:52.2	129	03:34.5	122	04:20.9	169	03:56.1	104	07:54.1	159
118.	18./M21-29	156	FLÁŠAR David	1995		00:46:03.4	00:12:21.5		03:00.9	88	04:48.1	108	03:45.2	45	03:00.7	139	07:43.1	218
									04:43.6	107	03:29.0	96	03:54.8	67	03:58.5	113	07:39.1	130
119.	48./M30-39	103	PAPRSTKA Radim BIKEACTION - ROCKY MOUNTAIN TEAM	1987		00:46:08.5	00:12:26.6		03:09.0	130	05:02.2	151	03:39.9	35	03:03.3	152	06:46.7	141
									04:56.4	143	03:29.2	98	04:08.8	123	03:59.6	118	07:52.9	156
120.	34./M40-49	52	KRAMPERA Milan Kolofix	1981		00:46:10.6	00:12:28.7		03:02.3	92	04:54.8	128	04:34.8	213	02:54.6	126	06:16.2	92
									04:53.7	133	03:40.7	138	04:12.2	134	04:04.5	129	07:36.4	124
121.	49./M30-39	41	SVOBODA Jakub YOGI Racing Ostrava	1990		00:46:12.8	00:12:30.9		02:59.0	85	04:51.7	117	04:03.5	114	02:55.2	128	06:41.3	135
									05:01.0	151	03:55.8	179	04:07.3	117	04:11.3	151	07:26.4	103
122.	19./M21-29	179	HRTUS Samuel	1995		00:46:21.0	00:12:39.1		03:11.0	141	04:45.5	98	04:19.2	173	02:55.2	128	06:45.8	139
									04:38.9	86	03:29.1	97	04:21.7	175	04:03.6	126	07:50.7	154



(*)

Created:04/09/2022 16:45:06

Timing and results by SPORTSOFT
TIMING

Site:9 of 23

Rank.	Cat.rank.	Bib	Name	YoB	Nat.	Finish time	Gap	Penalties	RZ1	#	RZ2	#	RZ3	#	RZ4	#	RZ5	#
									RZ6	#	RZ7	#	RZ8	#	RZ9	#	RZ10	#
123.	35./M40-49	169	SKÁLA Jakub Kokostezky	1973		00:46:24.7	00:12:42.8		03:16.5	167	04:59.0	143	04:07.2	127	02:50.6	113	06:40.3	134
									05:00.4	148	03:35.5	124	04:05.2	109	04:08.3	142	07:41.4	136
124.	50./M30-39	22	ZBOJA Marek Nuly A Jedničky	1991		00:46:25.9	00:12:44.0		02:54.1	57	04:41.0	90	05:03.5	257	02:54.7	127	06:51.3	150
									04:44.0	108	03:47.8	158	04:04.4	105	03:48.1	78	07:36.7	127
125.	51./M30-39	225	SCHINDLER Martin	1986		00:46:28.0	00:12:46.1		03:06.5	117	04:52.9	119	04:07.5	130	02:48.0	98	06:36.9	126
									04:50.9	127	03:53.6	175	04:19.5	159	03:55.5	101	07:56.5	167
126.	52./M30-39	299	DUŽÁR Jiří Posedla	1986		00:46:32.5	00:12:50.6		02:55.2	61	04:51.9	118	04:11.3	141	02:45.4	88	06:53.8	153
									04:44.2	109	03:35.6	126	04:38.5	213	04:19.8	175	07:36.6	126
127.	53./M30-39	241	PARIMUCHA Martin	1990		00:46:34.3	00:12:52.4		03:29.0	217	04:50.0	112	04:56.4	247	02:47.6	95	06:14.9	90
									04:46.3	116	03:45.2	150	04:09.9	125	03:58.3	111	07:36.4	125
128.	54./M30-39	216	GRAMMER Miroslav	1987		00:46:36.1	00:12:54.2		02:58.1	79	05:01.9	149	03:57.9	89	03:19.1	204	07:18.2	185
									04:45.1	114	03:29.6	99	04:02.4	98	03:58.6	114	07:44.9	142
129.	55./M30-39	210	ŠKOPEK Michal	1991		00:46:37.9	00:12:56.0		03:10.8	140	04:53.7	122	04:13.4	153	03:02.2	143	06:47.0	143
									04:57.3	146	03:33.2	117	04:15.5	148	04:05.1	133	07:39.2	131
130.	36./M40-49	153	ZEMAN René ASPIRE SPORTS	1976		00:46:45.2	00:13:03.3		03:01.8	90	04:40.6	88	03:43.6	42	03:12.5	180	07:06.8	169
									04:56.0	140	03:36.0	127	04:07.2	115	04:16.6	165	08:03.8	183
131.	56./M30-39	226	SIMALCIK Lubomir Triatlon team trnava	1984		00:46:45.3	00:13:03.4		03:09.1	131	05:20.0	197	04:14.9	160	03:02.8	147	07:03.0	162
									04:45.0	113	03:29.9	102	04:07.5	118	03:52.1	92	07:40.5	133
132.	37./M40-49	249	TICHÝ Petr Lawi Granfondo	1977		00:46:48.4	00:13:06.5		03:13.1	155	04:49.8	111	04:00.5	100	02:59.8	137	06:26.6	110
									05:01.0	150	03:56.7	182	04:25.0	184	04:02.1	123	07:53.5	157
133.	38./M40-49	133	HELLEŠÍ Jiří	1979		00:46:51.0	00:13:09.1		03:04.6	109	05:02.6	152	04:20.2	176	03:02.4	144	06:35.3	121
									04:53.6	132	03:38.8	134	04:25.0	185	04:17.6	169	07:30.6	112
134.	57./M30-39	201	JAKUBEC Lukáš	1991		00:46:51.2	00:13:09.3		03:21.1	194	04:59.8	146	04:25.6	194	03:07.3	162	06:59.0	159
									04:53.5	131	03:38.1	132	04:03.7	101	03:55.3	100	07:27.4	105
135.	6./M50+	187	MESTEK Míra SP KOLO SPECIALIZED	1966		00:46:52.8	00:13:10.9		02:57.1	72	04:42.3	93	03:40.9	40	02:41.2	70	05:53.6	61
									04:36.0	77	03:23.4	75	03:55.7	70	07:38.9	289	07:23.3	96
136.	20./M21-29	28	HÁBA Rudolf	1995		00:46:52.9	00:13:11.0		03:48.7	258	05:11.5	174	04:14.1	157	03:02.5	145	06:32.6	117
									04:40.3	93	03:33.0	114	04:11.4	131	03:58.9	115	07:39.5	132



(*)

Created:04/09/2022 16:45:06

Timing and results by



Site:10 of 23

Rank.	Cat.rank.	Bib	Name	YoB	Nat.	Finish time	Gap	Penalties	RZ1	#	RZ2	#	RZ3	#	RZ4	#	RZ5	#
									RZ6	#	RZ7	#	RZ8	#	RZ9	#	RZ10	#
137.	39./M40-49	97	LOIDL Harald Geizhals.at VICC Racing Division	1979		00:46:54.0	00:13:12.1		03:04.7	110	05:06.4	161	03:57.0	81	03:14.7	185	06:35.3	122
									05:00.5	149	04:01.5	196	04:13.3	136	04:11.2	150	07:29.0	107
138.	58./M30-39	54	POLÁŠEK Tomáš	1985		00:46:55.8	00:13:13.9		03:08.8	128	05:11.4	173	03:57.5	84	02:57.4	132	06:36.0	123
									05:08.4	169	03:44.6	149	04:14.2	140	04:07.4	140	07:49.7	153
139.	59./M30-39	78	NOVÁK Jaroslav NOVAK custom framebuilding	1985		00:47:00.3	00:13:18.4		03:07.8	124	04:40.1	86	04:43.6	231	03:10.7	174	06:46.4	140
									04:53.8	135	03:52.4	171	04:19.1	157	03:48.7	80	07:37.3	129
140.	21./M21-29	116	KNOBLOCH Lukáš Gravel Nové Strašecí	1996		00:47:03.2	00:13:21.3		03:03.2	99	05:18.3	192	04:52.3	245	02:53.7	122	06:25.0	105
									04:48.7	120	03:37.4	129	04:21.1	172	04:12.8	157	07:30.2	111
141.	1./W15-29	165	LUPIKOVA Veronika	1993		00:47:04.7	00:13:22.8		03:12.3	151	04:51.4	116	04:04.6	118	02:56.1	131	06:43.9	136
									05:06.7	165	03:46.5	155	04:21.6	174	04:07.1	139	07:54.2	160
142.	60./M30-39	306	CHMELICEK Petr	1986		00:47:23.9	00:13:42.0		03:17.4	174	04:56.4	131	05:05.4	261	02:54.2	124	06:25.6	107
									04:43.0	103	03:36.2	128	04:26.3	189	04:10.1	146	07:49.1	152
143.	61./M30-39	149	SUCHÝ Karel	1986		00:47:24.5	00:13:42.6		02:57.1	73	05:12.5	177	03:59.5	97	03:03.7	155	07:23.4	195
									04:50.6	126	03:34.2	120	04:14.5	142	04:07.0	135	08:01.6	176
144.	40./M40-49	115	KINDL Jan Gravel Nové Strašecí	1975		00:47:25.5	00:13:43.6		03:07.0	118	04:50.5	115	04:15.3	162	02:58.8	135	06:47.8	146
									05:20.0	194	03:56.1	181	04:23.4	181	04:04.5	130	07:41.7	137
145.	41./M40-49	324	LUDVÍK Filip REPETE	1982		00:47:27.4	00:13:45.5		03:20.6	189	04:59.8	146	03:54.2	70	03:12.4	178	06:51.0	149
									05:01.8	152	03:44.1	144	04:25.8	187	04:10.8	148	07:46.6	145
146.	2./W15-29	127	SVOBODOVÁ Ester	2001		00:47:28.8	00:13:46.9		03:13.2	157	05:06.2	159	04:12.5	148	02:52.1	118	06:39.1	131
									04:56.2	142	03:44.5	148	04:19.0	156	04:43.7	223	07:42.1	139
147.	22./M21-29	316	JELÍNEK Zbyšek	1994		00:47:34.7	00:13:52.8		03:20.1	184	04:49.0	110	04:03.3	112	03:06.1	159	06:58.4	158
									05:07.4	167	03:24.6	82	04:16.4	152	04:10.9	149	08:18.3	201
148.	42./M40-49	34	MUŠINSKÝ Ladislav	1978		00:47:47.1	00:14:05.2		03:11.1	142	05:00.1	148	04:28.6	199	03:03.6	153	06:55.5	155
									05:18.9	191	03:52.8	173	04:12.5	135	04:02.9	125	07:40.7	134
149.	1./MTB Women 15+	264	SVOBODOVÁ Petra AUTHENTICBIKE	1984		00:47:48.8	00:14:06.9		03:16.7	168	05:07.2	162	03:55.1	74	03:07.0	160	06:48.9	147
									05:08.7	171	03:49.6	165	04:14.4	141	04:09.7	144	08:11.2	191
150.	2./W40+	215	DLABALOVÁ Jana GLEDE-ORBEA	1981		00:47:52.8	00:14:10.9		03:20.4	187	05:12.4	176	04:11.8	144	03:09.5	170	07:19.0	187
									04:52.7	130	03:44.1	143	04:13.7	138	04:07.1	138	07:41.8	138



(*)

Created:04/09/2022 16:45:06

Timing and results by



Site:11 of 23

Rank.	Cat.rank.	Bib	Name	YoB	Nat.	Finish time	Gap	Penalties	RZ1	#	RZ2	#	RZ3	#	RZ4	#	RZ5	#
									RZ6	#	RZ7	#	RZ8	#	RZ9	#	RZ10	#
151.	62./M30-39	32	KROUTIL Jiří	1985		00:47:54.9	00:14:13.0		03:17.3	173	05:04.1	154	04:38.6	222	03:01.5	142	06:37.2	127
									05:00.3	147	03:44.1	144	04:23.2	180	04:26.7	188	07:41.4	135
152.	43./M40-49	290	BOUDNÝ František Cyklo Kněžice	1978		00:47:56.1	00:14:14.2		03:10.7	137	04:59.0	141	04:17.2	166	03:02.8	148	07:16.1	180
									04:56.8	144	03:48.3	161	04:11.3	129	04:14.4	161	07:59.0	170
153.	63./M30-39	337	ŠTĚPÁNEK Vít Prazelenina	1985		00:47:57.6	00:14:15.7		03:12.1	149	05:05.8	158	04:11.6	143	02:49.2	104	07:18.2	184
									05:10.0	174	03:45.2	150	04:19.8	163	04:16.5	164	07:48.9	151
154.	64./M30-39	184	KOLOMIČENKO Jakub Ttt	1988		00:48:09.1	00:14:27.2		03:10.3	135	04:59.0	142	04:08.1	132	03:14.3	183	07:15.2	177
									05:05.3	158	03:41.2	139	04:15.7	150	04:22.9	181	07:56.8	168
155.	7./M50+	222	PRANDSTÖTTER Gerhard FREE EAGLE Fun Racing Team	1964		00:48:11.5	00:14:29.6		03:20.2	186	05:10.3	168	04:13.0	150	03:03.2	151	06:45.5	138
									05:10.5	176	03:46.7	156	04:28.5	194	04:17.4	168	07:55.8	164
156.	44./M40-49	76	MUNZAR Zbyněk H-H Smíchov	1982		00:48:23.2	00:14:41.3		03:19.7	182	04:57.3	137	04:10.6	139	03:10.2	172	06:56.5	156
									05:19.6	193	04:00.0	192	04:15.4	146	04:12.5	155	08:01.1	175
157.	65./M30-39	206	NEDJALKOV Jan	1992		00:48:32.7	00:14:50.8		03:31.0	227	05:08.8	165	04:02.2	107	03:18.7	203	07:27.7	198
									04:49.9	125	03:40.3	137	04:11.3	128	04:10.7	147	08:11.8	192
158.	3./W40+	100	OITZL Ursula Vienna International Cycle Club	1978		00:48:40.1	00:14:58.2		03:26.6	215	05:13.1	179	04:36.5	217	03:02.6	146	06:26.1	109
									05:05.9	161	03:54.3	176	04:35.1	209	04:18.6	171	08:01.0	174
159.	45./M40-49	13	KLOTZ Daniel Specialized	1976		00:48:41.7	00:14:59.8		03:07.3	119	05:15.2	183	03:54.4	71	03:15.8	193	07:41.6	216
									05:06.4	163	03:45.8	154	04:15.5	147	04:19.3	172	08:00.1	172
160.	46./M40-49	72	KÁRNÍK Jan Fanaticus	1978		00:48:44.2	00:15:02.3		03:24.6	205	05:16.1	185	04:32.5	210	03:08.7	166	06:47.3	145
									05:05.9	160	04:00.9	195	04:32.1	204	04:08.3	141	07:47.5	147
161.	47./M40-49	171	VESELÝ Kamil Kokostezky	1974		00:48:44.4	00:15:02.5		03:19.7	183	05:21.1	201	03:59.4	96	03:17.0	199	07:11.9	175
									05:20.4	196	04:00.1	193	04:15.2	144	04:12.0	153	07:47.1	146
162.	48./M40-49	272	HORÁK Bronislav	1981		00:48:52.0	00:15:10.1		03:21.9	195	05:10.7	171	04:21.0	180	03:22.1	215	07:16.2	181
									05:09.8	173	03:43.7	142	04:12.0	132	04:14.6	163	07:59.7	171
163.	23./M21-29	33	KUŽNIAR Martin Děti Chmelu	1993		00:48:57.2	00:15:15.3		03:24.2	202	05:23.8	207	04:22.8	186	03:04.2	157	06:48.9	147
									05:04.5	155	04:09.9	214	04:19.4	158	04:13.6	158	08:05.7	184
164.	66./M30-39	77	NOSEK Tomáš Vitrix Racing	1991		00:49:03.6	00:15:21.7		03:09.8	134	05:14.1	181	04:05.9	122	03:07.6	163	07:21.3	191
									05:11.9	180	03:45.5	152	04:22.0	177	04:34.7	208	08:10.5	189



(*)

Created:04/09/2022 16:45:06

Timing and results by



Site:12 of 23

Rank.	Cat.rank.	Bib	Name	YoB	Nat.	Finish time	Gap	Penalties	RZ1	#	RZ2	#	RZ3	#	RZ4	#	RZ5	#
									RZ6	#	RZ7	#	RZ8	#	RZ9	#	RZ10	#
165.	67./M30-39	271	HÁJEK Josef ELL	1987		00:49:04.9	00:15:23.0		03:18.3	178	05:06.2	160	04:22.9	187	03:08.0	164	06:54.5	154
									05:06.7	165	04:03.3	199	04:26.6	190	04:22.3	178	08:15.7	197
166.	3./W30-39	186	KRTIČKOVÁ Petra HSK cycling team	1986		00:49:05.2	00:15:23.3		03:26.5	214	05:19.9	196	03:57.6	85	03:11.0	175	07:00.3	161
									05:15.0	184	03:44.2	146	04:21.2	173	04:29.7	194	08:19.2	203
167.	49./M40-49	48	HÜBNER Jiří Kolofix	1980		00:49:05.9	00:15:24.0		03:20.9	191	05:10.6	170	03:55.1	75	03:16.4	196	07:08.9	173
									05:21.5	200	03:58.3	185	04:29.2	196	04:09.9	145	08:14.9	196
168.	68./M30-39	266	BIHARY Patrik	1990		00:49:06.5	00:15:24.6		03:29.5	219	05:09.3	166	04:37.9	221	03:19.2	205	07:07.7	171
									05:08.0	168	03:47.5	157	04:14.0	139	04:19.4	173	07:53.6	158
169.	50./M40-49	71	HRONZA Rudolf Velo magazin	1974		00:49:07.6	00:15:25.7		03:15.0	161	04:59.5	144	03:49.3	55	03:24.0	218	07:05.3	167
									05:35.1	227	04:06.9	207	04:25.9	188	04:23.6	184	08:02.7	180
170.	69./M30-39	113	DZURIK Filip Gravel Nové Strašecí	1989		00:49:09.7	00:15:27.8		03:11.4	145	05:10.4	169	04:00.8	102	03:03.6	154	07:59.1	224
									05:22.0	201	03:48.6	163	04:24.5	183	04:22.7	180	07:46.3	144
171.	24./M21-29	297	REISENAUER Ben	1998		00:49:10.1	00:15:28.2		03:21.0	192	05:12.4	175	04:24.5	190	03:26.1	224	08:00.9	228
									05:06.0	162	03:48.7	164	04:08.6	121	03:54.2	98	07:47.5	148
172.	70./M30-39	11	JAMIE Benjamin Alan	1989		00:49:11.4	00:15:29.5		03:06.3	115	05:16.5	187	04:21.1	181	03:14.8	186	06:58.1	157
									05:08.5	170	03:58.6	188	04:28.0	193	04:17.9	170	08:21.2	206
173.	10./MTB Men 15+	98	MATOUŠEK Tibor TM Brno	1969		00:49:11.5	00:15:29.6		03:15.6	162	05:13.6	180	04:07.8	131	03:14.8	187	07:31.5	202
									05:10.5	176	04:04.1	201	04:24.1	182	04:14.5	162	07:54.5	161
174.	71./M30-39	67	BŘEČKA Jan Decathlon.cz	1992		00:49:30.3	00:15:48.4		03:30.5	226	05:44.1	239	04:50.7	242	03:09.8	171	07:08.7	172
									04:54.7	137	03:47.9	159	04:20.3	166	04:26.3	187	07:37.0	128
175.	8./M50+	198	HLAVÁČEK Ivo	1971		00:49:31.5	00:15:49.6		03:22.9	198	05:18.1	191	04:11.3	140	03:16.5	197	06:59.1	160
									05:28.4	218	03:54.3	177	04:30.8	198	04:29.1	193	08:00.8	173
176.	72./M30-39	26	ENDT Bohuslav Děti Chmelu	1991		00:49:33.6	00:15:51.7		03:12.5	154	05:08.7	164	04:33.4	211	03:10.2	172	07:18.9	186
									05:22.5	203	04:00.8	194	04:20.9	170	04:09.0	143	08:16.4	199
177.	51./M40-49	207	NOVÝ Pavel Triatlon Mladá Boleslav	1977		00:49:39.0	00:15:57.1		03:43.7	250	05:30.8	219	05:07.3	264	03:15.8	192	06:32.2	115
									04:42.4	97	03:39.0	135	04:47.1	231	04:32.3	203	07:48.0	149
178.	52./M40-49	212	ZOUBEK Bohumír Profinit	1975		00:49:41.6	00:15:59.7		03:39.8	241	05:26.5	213	04:04.1	116	03:26.1	225	07:23.7	196
									05:16.7	185	03:52.4	171	04:20.3	165	04:16.7	166	07:55.0	163



(*)

Created:04/09/2022 16:45:06

Timing and results by



Site:13 of 23

Rank.	Cat.rank.	Bib	Name	YoB	Nat.	Finish time	Gap	Penalties	RZ1	#	RZ2	#	RZ3	#	RZ4	#	RZ5	#
									RZ6	#	RZ7	#	RZ8	#	RZ9	#	RZ10	#
179.	9./M50+	94	GOBLE Greg Vienna International Cycle Club	1969		00:49:43.1	00:16:01.2		03:11.7	146	05:18.4	193	04:37.2	220	03:08.9	167	07:15.5	178
									05:17.9	189	04:03.2	198	04:18.8	155	04:43.1	222	07:48.2	150
180.	53./M40-49	274	KOHOUT Tomáš Roosters on bikes	1982		00:49:43.1	00:16:01.2		03:07.4	121	04:57.0	134	03:58.2	90	03:26.5	227	08:36.7	251
									05:10.7	179	03:51.0	168	04:19.6	160	04:19.6	174	07:56.3	165
181.	25./M21-29	213	BARTÁK Tomáš	1993		00:49:47.4	00:16:05.5		03:10.4	136	05:16.8	188	04:14.0	155	03:17.9	202	07:25.8	197
									05:10.0	174	03:49.6	165	04:22.2	178	04:40.1	216	08:20.3	204
182.	73./M30-39	173	BAŠUS Lubomír Kolová	1984		00:49:48.6	00:16:06.7		03:25.3	207	05:10.1	167	04:15.5	164	03:22.0	214	07:15.5	178
									05:02.7	154	03:58.5	187	04:31.3	202	04:31.1	198	08:16.1	198
183.	54./M40-49	90	BERNARD Stanislav	1981		00:50:00.6	00:16:18.7		03:25.5	208	05:25.4	212	04:02.6	109	03:27.0	228	07:42.7	217
									05:17.1	187	03:58.3	185	04:19.7	162	04:27.0	190	07:54.9	162
184.	74./M30-39	119	NOVÁK Martin Gravel Nové Strašecí	1988		00:50:02.2	00:16:20.3		03:08.0	125	05:07.6	163	03:59.2	94	03:15.6	191	08:11.0	241
									05:22.5	202	03:57.2	183	04:20.1	164	04:34.0	207	08:06.7	185
185.	4./W30-39	177	HARRIS Barbara KT Bikers	1992		00:50:05.2	00:16:23.3		03:17.2	171	05:23.0	205	04:07.2	127	03:19.3	206	07:39.6	212
									05:21.1	197	03:53.5	174	04:18.3	154	04:34.8	209	08:10.8	190
186.	10./M50+	154	ADLER Jan Kokostezky	1972		00:50:14.7	00:16:32.8		03:07.7	123	05:33.6	228	04:17.0	165	03:11.3	176	07:45.2	219
									05:21.4	199	03:51.3	170	04:21.1	171	04:48.6	231	07:57.0	169
187.	11./MTB Men 15+	50	KAFKA Roman	1988		00:50:20.0	00:16:38.1		03:03.1	98	05:25.2	211	04:15.2	161	03:20.5	210	07:46.3	220
									05:10.6	178	03:59.0	189	04:23.1	179	04:17.2	167	08:39.3	226
188.	75./M30-39	63	TRS Michal Cyklošauer	1983		00:50:21.9	00:16:40.0		03:25.9	211	05:18.5	194	04:15.5	163	03:09.3	169	07:06.0	168
									05:23.6	210	04:22.9	238	04:40.9	221	04:36.1	211	08:02.9	181
189.	76./M30-39	181	KEPKA Tomas CTW Tabor	1984		00:50:24.2	00:16:42.3		03:01.8	91	05:04.5	156	04:05.3	119	03:00.1	138	10:18.9	283
									04:49.3	122	03:31.8	110	04:10.2	126	04:12.2	154	08:09.7	188
190.	55./M40-49	327	MIKSTEIN René Happyriders	1977		00:50:25.4	00:16:43.5		03:25.5	208	05:15.4	184	04:18.3	170	03:14.9	188	07:39.0	210
									05:23.1	207	04:11.0	217	04:21.9	176	04:33.6	206	08:02.3	179
191.	77./M30-39	273	KASPAR Petr	1991		00:50:28.1	00:16:46.2		03:31.3	229	05:20.1	198	05:01.5	254	03:04.1	156	07:04.5	166
									05:20.3	195	03:59.6	191	04:31.5	203	04:31.1	197	08:03.7	182
192.	11./M50+	60	ŠIMÁNEK Petr bikero.cz	1968		00:50:28.2	00:16:46.3		03:13.6	158	05:21.2	202	04:06.7	125	03:00.8	140	07:18.1	183
									05:31.4	222	04:17.0	230	04:27.8	192	04:30.9	196	08:40.4	227



(*)

Created:04/09/2022 16:45:06

Timing and results by



Site:14 of 23

Rank.	Cat.rank.	Bib	Name	YoB	Nat.	Finish time	Gap	Penalties	RZ1	#	RZ2	#	RZ3	#	RZ4	#	RZ5	#
									RZ6	#	RZ7	#	RZ8	#	RZ9	#	RZ10	#
193.	78./M30-39	96	LINHART Petr (Praha)	1991		00:50:35.1	00:16:53.2		03:18.8	179	06:05.5	258	04:10.5	138	03:34.0	237	07:07.1	170
									05:23.1	207	04:02.8	197	04:20.5	167	04:25.0	186	08:07.5	187
194.	79./M30-39	10	HULÍK Josef Rekola	1986		00:50:36.4	00:16:54.5		03:06.4	116	05:24.6	208	05:05.8	262	03:16.1	194	07:04.0	164
									05:09.5	172	04:03.7	200	04:40.3	218	04:24.5	185	08:21.3	207
195.	80./M30-39	278	MIKA Jan ELL	1984		00:50:39.9	00:16:58.0		03:16.2	165	04:45.4	97	04:13.2	152	03:16.3	195	08:46.5	252
									05:18.3	190	04:05.1	203	04:05.5	110	04:31.2	199	08:21.8	208
196.	3./W15-29	189	RIZMANOVÁ Júlia	1994		00:50:48.6	00:17:06.7		03:49.2	260	05:28.1	218	04:35.6	216	03:12.4	179	07:14.7	176
									05:13.7	183	03:54.8	178	04:36.1	211	04:21.6	176	08:22.1	209
197.	81./M30-39	250	UHLÍŘ Jiří	1988		00:50:51.6	00:17:09.7		03:22.0	196	05:11.4	172	04:26.7	195	03:12.0	177	07:22.0	194
									05:05.2	157	04:23.8	240	04:28.8	195	04:22.6	179	08:56.8	237
198.	4./W15-29	209	RODOVÁ Libuse Rouvy	1994		00:51:16.2	00:17:34.3		03:51.2	263	05:35.5	229	04:57.4	250	03:24.0	218	07:16.7	182
									05:06.5	164	03:51.1	169	04:38.8	216	04:13.8	160	08:20.9	205
199.	56./M40-49	6	GRUBECK Jürgen FREE EAGLE Fun Racing Team	1980		00:51:19.9	00:17:38.0		03:17.7	175	05:20.6	199	04:22.2	183	03:17.7	200	07:21.6	193
									05:26.8	215	04:06.0	204	04:30.9	199	04:46.4	229	08:49.6	232
200.	12./M50+	106	SCHEIBL Alfred	1965		00:51:22.1	00:17:40.2		03:16.8	170	05:23.2	206	04:25.0	192	03:24.8	221	08:00.4	227
									05:26.7	214	04:07.9	209	04:30.9	199	04:31.3	200	08:14.7	194
201.	57./M40-49	235	JELÍNEK Petr J&J bros. Jihlava	1980		00:51:25.4	00:17:43.5		03:20.8	190	05:22.9	204	04:14.1	158	03:15.2	189	07:39.4	211
									05:31.1	221	03:59.6	190	04:47.7	232	04:41.0	218	08:33.4	217
202.	58./M40-49	120	NUREMBERG Jeanclaude None	1980		00:51:29.3	00:17:47.4		03:17.3	172	05:12.8	178	04:45.8	233	03:13.7	182	07:41.1	214
									05:19.4	192	04:06.1	205	04:26.7	191	04:54.0	237	08:32.0	215
203.	59./M40-49	292	KUBA Michal Café Oliver Teplice	1977		00:51:32.9	00:17:51.0		02:57.3	74	11:02.0	305	04:03.7	115	02:51.8	117	06:52.9	152
									04:43.1	104	03:27.6	89	04:07.6	119	03:59.7	119	07:27.0	104
204.	60./M40-49	199	HOLEC Kristian	1976		00:51:36.1	00:17:54.2		03:24.3	203	05:17.5	189	05:02.8	256	03:20.6	211	07:38.0	208
									05:36.3	229	04:44.8	263	04:17.6	153	04:21.6	177	07:52.1	155
205.	61./M40-49	12	JESLÍNEK Jan	1982		00:51:37.8	00:17:55.9		03:29.8	221	05:27.1	214	04:29.6	201	03:15.2	190	08:05.5	231
									05:21.1	198	04:09.6	213	04:45.6	225	04:37.7	212	07:56.4	166
206.	62./M40-49	211	TRPKOŠ Jiří Profinit	1979		00:51:58.8	00:18:16.9		03:43.7	250	05:50.1	243	04:20.8	178	03:49.1	258	07:36.2	206
									05:17.4	188	04:07.6	208	04:32.3	205	04:23.3	183	08:17.9	200



(*)

Created:04/09/2022 16:45:06

Timing and results by



Site:15 of 23

Rank.	Cat.rank.	Bib	Name	YoB	Nat.	Finish time	Gap	Penalties	RZ1	#	RZ2	#	RZ3	#	RZ4	#	RZ5	#
									RZ6	#	RZ7	#	RZ8	#	RZ9	#	RZ10	#
207.	26./M21-29	45	ČEŠÍK Matěj Kolofix	1993	CZE	00:52:06.0	00:18:24.1		03:20.5	188	05:19.5	195	04:39.1	223	03:17.7	201	07:59.2	225
									05:22.8	204	04:17.8	231	04:29.2	196	04:41.6	220	08:38.3	225
208.	13./M50+	146	SEDLÁČEK Tomáš ASPIRE SPORTS	1967	CZE	00:52:07.1	00:18:25.2		03:45.2	254	06:00.8	252	04:37.1	219	03:30.0	231	06:51.7	151
									05:23.9	211	04:29.6	245	04:40.7	220	04:45.7	225	08:02.1	177
209.	27./M21-29	39	ŠÍMA Petr Děti Chmelu	1993	CZE	00:52:16.1	00:18:34.2		03:25.0	206	05:31.5	222	04:41.6	225	03:26.5	226	08:09.1	236
									05:22.9	206	03:57.5	184	04:48.5	235	04:22.9	182	08:30.4	212
210.	63./M40-49	200	HUBKA Maros	1976	CZE	00:52:25.1	00:18:43.2		03:23.0	199	05:31.6	224	04:33.4	211	03:24.3	220	07:31.5	201
									05:32.8	224	04:55.1	270	04:34.0	208	04:28.6	191	08:30.6	213
211.	82./M30-39	118	MAIER Petr Gravel Nové Strašecí	1990	CZE	00:52:29.4	00:18:47.5		03:15.7	163	05:17.8	190	04:13.5	154	03:28.1	229	08:50.8	255
									05:50.3	240	04:10.9	216	04:16.1	151	04:29.0	192	08:36.8	221
212.	64./M40-49	85	VOSPĚL Jiří	1976	CZE	00:52:34.1	00:18:52.2		03:27.6	216	05:21.8	203	04:23.6	189	03:28.2	230	08:07.3	232
									05:43.2	235	04:15.4	226	04:32.6	206	04:40.6	217	08:33.4	216
213.	65./M40-49	131	ZIMMERMANN David Gravel Nové Strašecí	1977	CZE	00:52:34.8	00:18:52.9		03:17.8	176	05:24.7	210	04:12.2	146	03:40.1	246	09:04.9	260
									05:26.9	216	04:10.8	215	04:31.1	201	04:32.3	202	08:13.7	193
214.	2./MTB Women 15+	174	BLASCHKEOVÁ Eva Skialp nad Hrobem	1985	CZE	00:52:35.3	00:18:53.4		03:29.5	219	05:42.4	235	04:25.3	193	03:23.4	217	07:50.2	221
									05:36.7	231	04:04.7	202	04:41.5	222	04:38.6	214	08:42.7	229
215.	66./M40-49	332	REJŠEK René	1975	CZE	00:52:37.7	00:18:55.8		03:38.4	237	05:24.6	208	04:49.1	238	03:20.2	208	07:19.8	188
									05:28.5	219	04:19.6	233	04:46.4	227	04:33.0	204	08:57.7	238
216.	5./W30-39	172	ANTALOVÁ Ladislava Koloshop	1989	CZE	00:52:43.8	00:19:01.9		03:18.8	180	05:31.4	221	04:13.1	151	03:16.9	198	07:30.9	200
									05:25.3	213	03:45.8	153	06:25.9	292	04:26.7	188	08:48.6	231
217.	67./M40-49	321	KREJSA Tomáš KUS Soptnice	1977	CZE	00:53:02.0	00:19:20.1		03:36.1	235	05:27.8	217	04:22.8	185	03:24.9	222	07:36.9	207
									05:51.9	243	04:12.4	221	04:56.4	246	04:54.5	240	08:38.0	224
218.	83./M30-39	95	LEHEJČEK Jan Zgybr	1990	CZE	00:53:10.7	00:19:28.8		03:30.0	224	05:43.3	236	05:22.5	275	03:32.6	236	07:20.8	189
									05:27.8	217	04:06.4	206	04:46.0	226	04:45.5	224	08:35.4	219
219.	3./MTB Women 15+	252	ČTVRTNÍČKOVÁ Marta Galago.cz	1989	CZE	00:53:12.1	00:19:30.2		03:34.8	231	05:31.3	220	04:31.3	205	03:35.6	242	08:10.2	240
									05:35.2	228	04:11.7	218	04:40.5	219	04:38.4	213	08:42.6	228
220.	14./M50+	91	CENDELÍN Milan GEMT	1968	CZE	00:53:27.8	00:19:45.9		03:31.2	228	05:39.8	234	04:12.6	149	03:35.1	240	08:09.6	238
									05:49.9	239	04:18.7	232	04:33.1	207	04:35.6	210	09:02.0	242



(*)

Created:04/09/2022 16:45:06

Timing and results by



Site:16 of 23

Rank.	Cat.rank.	Bib	Name	YoB	Nat.	Finish time	Gap	Penalties	RZ1	#	RZ2	#	RZ3	#	RZ4	#	RZ5	#
									RZ6	#	RZ7	#	RZ8	#	RZ9	#	RZ10	#
221.	84./M30-39	188	PETRISKO Milan	1984		00:53:43.3	00:20:01.4		03:35.2	233	05:35.6	230	04:21.9	182	03:35.0	239	08:47.8	254
									05:30.0	220	04:15.6	227	04:48.8	236	04:41.9	221	08:31.4	214
222.	6./W30-39	176	FOJTOVÁ Gábi BIKE PUNX Šumava	1986		00:54:01.6	00:20:19.7		03:41.2	247	05:43.9	237	04:27.7	197	03:31.3	234	08:07.3	232
									05:32.1	223	04:21.1	235	04:51.0	239	04:50.4	234	08:55.1	236
223.	28./M21-29	1	BARTL Tom	1993		00:54:36.9	00:20:55.0		03:26.2	213	05:33.4	226	04:35.2	214	03:42.0	248	09:04.0	259
									05:02.0	153	04:33.9	252	05:03.7	254	05:02.1	245	08:34.0	218
224.	4./W40+	143	NOVÁ Klára	1982		00:54:48.6	00:21:06.7		03:42.6	248	05:54.0	246	05:16.0	270	03:50.5	259	07:41.4	215
									05:34.0	225	04:08.2	210	04:38.8	215	05:01.4	244	09:01.4	239
225.	7./W30-39	79	POKORNÁ Alexandra	1985		00:54:55.9	00:21:14.0		03:29.1	218	05:27.3	216	05:13.7	268	03:26.0	223	08:17.1	243
									05:55.2	244	04:38.5	257	04:51.2	240	04:46.4	228	08:51.0	233
226.	5./W15-29	62	ŠTASTNÁ Tereza Kolofix	1997		00:55:09.8	00:21:27.9		03:33.6	230	06:07.3	259	04:47.0	235	03:45.1	250	08:17.3	244
									05:48.6	238	04:20.9	234	04:57.0	247	04:45.9	226	08:46.9	230
227.	68./M40-49	69	HOVORKA Pavel Fanaticus	1979		00:55:12.9	00:21:31.0		03:35.2	234	06:03.3	254	04:54.9	246	03:35.8	243	07:52.2	223
									05:46.6	237	04:40.5	260	04:58.8	249	04:50.6	235	08:54.7	235
228.	6./W15-29	30	HRUDIČKOVÁ Eva Děti Chmelu	1993		00:55:14.7	00:21:32.8		03:39.8	240	05:45.6	240	04:49.4	239	03:39.4	245	07:29.4	199
									05:36.5	230	04:24.2	241	05:09.7	257	05:47.5	273	08:52.7	234
229.	85./M30-39	61	ŠIMON Václav Kolofix	1991		00:55:16.2	00:21:34.3		03:40.2	243	05:59.9	249	04:43.0	230	03:48.5	256	09:21.0	267
									05:34.2	226	04:09.3	211	04:49.7	237	04:32.3	201	08:37.7	223
230.	69./M40-49	126	SLÁNIČKA Jan Gravel Nové Strašecí	1976		00:55:21.6	00:21:39.8		03:47.8	257	05:49.8	242	04:48.7	237	03:23.1	216	08:30.6	250
									06:02.0	249	04:16.5	228	04:39.2	217	04:54.4	239	09:09.2	245
231.	86./M30-39	83	VALENTA Karel Decathlon.cz	1990		00:55:25.9	00:21:44.0		03:41.2	246	05:47.3	241	06:32.0	289	03:14.3	184	07:20.8	189
									05:42.2	234	04:28.4	244	04:42.8	224	04:52.5	236	09:04.1	244
232.	15./M50+	102	PAPRSTKA Roman BIKEACTION - ROCKY MOUNTAIN TEAM	1964		00:55:35.3	00:21:53.4		03:40.4	245	05:44.0	238	04:32.1	208	03:35.2	241	08:57.4	258
									06:14.2	263	04:12.1	220	04:47.7	233	04:50.1	233	09:01.6	240
233.	87./M30-39	24	BEDNARZ Tomáš	1984		00:55:44.5	00:22:02.6		03:22.7	197	05:33.6	227	04:25.0	191	03:20.5	209	08:09.5	237
									06:13.3	262	04:36.9	254	05:00.1	251	05:24.6	261	09:38.0	258
234.	4./MTB Women 15+	256	LEJČAROVÁ Tereza Bike Assault	1978		00:56:22.5	00:22:40.6		03:51.8	266	06:15.7	268	04:17.7	167	03:34.6	238	08:09.7	239
									06:02.5	250	04:31.8	249	05:00.7	252	05:10.3	250	09:27.3	254



(*)

Created:04/09/2022 16:45:06

Timing and results by



Site:17 of 23

Rank.	Cat.rank.	Bib	Name	YoB	Nat.	Finish time	Gap	Penalties	RZ1	#	RZ2	#	RZ3	#	RZ4	#	RZ5	#
									RZ6	#	RZ7	#	RZ8	#	RZ9	#	RZ10	#
235.	8./W30-39	142	MATĚJČKOVÁ Gabriela	1983		00:56:38.4	00:22:56.5		03:50.0	261	05:50.9	244	05:01.4	253	03:31.0	233	07:31.7	203
									06:03.7	252	04:46.4	264	04:51.7	241	05:23.5	259	09:47.9	261
236.	29./M21-29	7	HANUŠTIAK Martin Nuly A Jedničky	1995		00:57:04.6	00:23:22.7		03:29.8	222	05:32.7	225	04:41.5	224	03:21.2	213	07:59.4	226
									05:40.1	232	04:13.7	223	08:02.5	294	04:39.3	215	09:24.1	253
237.	16./M50+	109	TRÖTZMÜLLER Robert Vienna International Cycle Club	1961		00:57:07.6	00:23:25.7		03:39.3	239	06:03.6	255	04:51.2	243	03:48.2	255	08:03.2	229
									06:10.1	257	04:31.7	248	05:16.1	262	05:16.0	253	09:27.8	255
238.	70./M40-49	108	SZCZEPANSKI Jakub Vienna International Cycle Club	1979		00:57:09.4	00:23:27.5		03:59.6	280	06:05.3	257	04:46.2	234	04:07.1	277	09:40.3	274
									06:11.2	259	04:09.5	212	04:37.2	212	04:55.8	241	08:36.8	220
239.	88./M30-39	180	HRŮZA Martin	1986		00:57:10.9	00:23:29.0		03:26.0	212	06:01.2	253	04:30.8	204	03:49.0	257	09:08.6	262
									05:41.6	233	04:16.5	229	05:10.1	259	05:08.1	248	09:58.7	268
240.	5./MTB Women 15+	260	MIKOLÁŠOVÁ Kateřina Hustokruzkopcedolu	1989		00:57:19.4	00:23:37.5		03:52.6	271	06:13.3	265	05:19.8	273	03:41.0	247	08:14.2	242
									05:59.0	246	04:51.1	267	04:58.0	248	04:59.6	243	09:10.4	246
241.	12./MTB Men 15+	257	MACHÁČEK Jiří	1974		00:57:21.0	00:23:39.1		03:52.2	270	06:00.0	250	04:19.1	172	03:47.3	252	09:25.4	269
									06:03.3	251	05:01.4	274	04:54.2	244	04:54.3	238	09:03.4	243
242.	9./W30-39	8	HORNIAKOVÁ Barbora Nuly A Jedničky	1991		00:58:01.9	00:24:20.0		03:39.9	242	06:09.6	262	04:42.7	229	03:51.2	261	09:06.5	261
									06:11.3	260	04:30.4	246	05:06.1	255	04:56.2	242	09:47.6	260
243.	71./M40-49	270	ČÍŽ Martin	1974		00:58:18.3	00:24:36.4		03:59.2	279	06:00.1	251	05:19.4	272	03:52.1	263	09:13.9	266
									05:50.3	241	04:28.0	242	05:18.1	264	05:03.6	246	09:13.4	249
244.	89./M30-39	175	DANIHEL Vojtěch HS Pernink	1986		00:58:19.5	00:24:37.6		03:56.0	275	06:15.1	267	04:32.4	209	04:03.3	271	09:29.1	272
									06:09.0	255	04:21.2	237	04:46.7	229	05:26.3	262	09:20.1	251
245.	5./W40+	144	PELIKÁNOVÁ Anna ASPIRE SPORTS	1980		00:58:39.5	00:24:57.6		03:38.5	238	06:13.2	264	05:09.7	266	03:57.1	266	08:28.2	248
									06:16.2	265	04:32.0	250	05:15.6	261	05:18.2	254	09:50.4	263
246.	6./W40+	197	HAGER Andrea RC Praterstern	1978		00:58:47.7	00:25:05.8		03:57.7	276	06:16.9	271	05:31.8	280	03:51.2	262	08:28.1	247
									06:05.8	253	04:39.7	259	05:17.7	263	05:07.2	247	09:31.1	256
247.	10./W30-39	107	MURÍNOVÁ Ivana	1987		00:58:49.9	00:25:08.0		04:10.2	286	06:16.1	269	04:56.7	248	03:48.1	254	09:24.4	268
									05:45.7	236	04:38.6	258	05:18.5	265	05:13.3	252	09:18.0	250
248.	90./M30-39	15	KUŠTEK Radovan Rekola	1988		00:59:22.1	00:25:40.2		03:24.4	204	05:35.6	231	04:36.7	218	03:46.0	251	08:08.0	235
									05:23.4	209	04:28.1	243	04:38.8	214	10:43.7	291	08:37.0	222



(*)

Created:04/09/2022 16:45:06

Timing and results by



Site:18 of 23

Rank.	Cat.rank.	Bib	Name	YoB	Nat.	Finish time	Gap	Penalties	RZ1	#	RZ2	#	RZ3	#	RZ4	#	RZ5	#
									RZ6	#	RZ7	#	RZ8	#	RZ9	#	RZ10	#
249.	7./W40+	232	DOLEŽELOVÁ Andrea	1975		00:59:39.7	00:25:57.8		04:11.8	288	06:16.2	270	05:23.3	277	03:53.9	265	08:26.3	246
									06:08.2	254	04:40.7	261	05:24.8	271	05:19.1	255	09:55.1	267
250.	30./M21-29	275	KOPÁLEK Michal	1998		00:59:39.9	00:25:58.0		03:44.7	252	06:05.2	256	04:42.2	226	03:48.1	253	08:21.8	245
									05:56.3	245	04:21.2	236	04:48.4	234	07:07.5	287	10:44.1	280
251.	17./M50+	159	HOLAN Vladimír	1972		01:00:20.1	00:26:38.3		03:51.5	265	05:56.2	247	04:52.1	244	04:05.8	273	09:44.4	275
									06:10.1	256	04:37.1	255	05:43.4	281	05:24.5	260	09:54.7	266
252.	91./M30-39	202	KNOLL Michael	1984		01:00:56.5	00:27:14.7		03:46.4	256	06:13.7	266	04:31.8	206	04:15.3	286	10:20.5	284
									07:08.0	284	04:49.0	265	04:53.3	243	05:22.8	258	09:35.4	257
253.	92./M30-39	130	ZEMAN Jan Gravel Nové Strašecí	1990		01:01:04.2	00:27:22.3		03:19.2	181	05:16.3	186	14:40.5	297	03:36.5	244	07:33.5	205
									05:22.8	205	03:56.1	180	04:25.8	186	04:30.5	195	08:22.9	210
254.	7./W15-29	300	LEŠNEROVÁ Olga Kolovna	1993		01:01:06.9	00:27:25.0		03:58.3	278	06:12.6	263	07:23.1	293	03:58.6	267	08:07.9	234
									06:12.7	261	04:23.3	239	05:20.7	268	05:21.2	256	10:08.2	270
255.	93./M30-39	40	ŠTASTNÝ Ladislav FRbikes.cz	1989		01:01:36.8	00:27:54.9		03:16.3	166	05:21.0	200	04:02.6	109	03:13.1	181	10:38.5	291
									07:19.3	287	04:35.8	253	05:00.0	250	05:47.4	272	12:22.5	289
256.	72./M40-49	38	SEM Pavel	1980		01:01:59.1	00:28:17.2		03:45.1	253	06:33.0	279	04:45.4	232	04:05.7	272	09:53.6	276
									06:45.1	272	04:56.6	272	05:24.7	270	05:43.0	269	10:06.6	269
257.	18./M50+	294	MORAVEC Vladimír	1955		01:02:24.2	00:28:42.3		04:04.1	284	05:57.7	248	04:58.0	251	04:02.7	269	10:35.6	290
									06:24.3	266	04:56.5	271	05:00.7	253	05:58.2	276	10:25.9	275
258.	11./W30-39	303	RÝZLEROVÁ Lucie Holky na kole	1991		01:02:24.4	00:28:42.5		04:10.4	287	06:33.6	280	08:15.0	295	03:53.8	264	08:05.2	230
									06:00.5	248	04:41.0	262	05:31.7	274	05:26.7	263	09:46.1	259
259.	8./W40+	151	VÁLKOVÁ Tereza ASPIRE SPORTS	1980		01:02:35.3	00:28:53.4		03:52.0	269	06:36.2	283	04:57.0	249	04:17.0	289	09:27.7	271
									06:44.4	271	05:03.3	278	05:29.6	273	05:46.3	271	10:21.5	272
260.	94./M30-39	314	JANČOVIČ Vladimír beer inside team	1983		01:02:37.0	00:28:55.1		03:49.2	259	06:07.5	261	04:23.4	188	04:06.5	275	10:01.3	278
									07:07.9	283	05:24.7	285	05:23.6	269	05:48.5	274	10:24.0	273
261.	12./W30-39	87	ACKERL Karin Vienna International Cycle Club	1986		01:03:12.3	00:29:30.4		03:45.7	255	06:32.8	278	04:48.4	236	04:15.0	285	10:25.2	287
									06:42.2	270	05:01.7	275	05:33.3	275	06:15.2	280	09:52.3	265
262.	6./MTB Women 15+	265	TRÁVNÍČKOVÁ Petra SK PETŘÍN	1970		01:03:14.1	00:29:32.2		04:17.8	294	06:35.3	282	05:21.6	274	04:15.9	288	09:13.3	265
									06:51.2	275	05:11.2	281	05:40.9	279	05:34.0	268	10:12.7	271



(*)

Created:04/09/2022 16:45:06

Timing and results by



Site:19 of 23

Rank.	Cat.rank.	Bib	Name	YoB	Nat.	Finish time	Gap	Penalties	RZ1	#	RZ2	#	RZ3	#	RZ4	#	RZ5	#
									RZ6	#	RZ7	#	RZ8	#	RZ9	#	RZ10	#
263.	9./W40+	65	VENKRBCOVÁ Barbora bikero.cz	1978		01:03:15.8	00:29:33.9		03:52.8	272	06:35.0	281	05:13.3	267	04:14.1	284	10:08.1	281
									06:38.2	268	04:54.5	269	05:20.4	267	05:32.1	266	10:47.0	281
264.	13./MTB Men 15+	255	KROPIK Tomáš A gang	1983		01:03:52.2	00:30:10.3		03:51.9	267	06:43.5	292	04:19.3	174	04:30.6	295	10:38.9	292
									07:03.6	280	05:03.1	277	05:12.9	260	05:22.2	257	11:05.8	284
265.	95./M30-39	17	NOVOTNÝ Jiří Nuly A Jedničky	1990		01:03:59.9	00:30:18.0		03:43.5	249	06:17.9	272	05:15.6	269	04:15.5	287	11:09.7	293
									06:34.7	267	05:05.9	279	05:37.8	278	05:27.8	264	10:31.0	276
266.	73./M40-49	124	RŮŽIČKA David Gravel Nové Strašecí	1979		01:04:08.5	00:30:26.6		04:16.1	292	06:27.6	276	04:30.3	202	04:13.5	283	13:39.7	301
									06:53.7	277	04:53.9	268	04:52.7	242	05:10.0	249	09:10.7	247
267.	96./M30-39	205	NÁGL Jakub	1987		01:05:17.9	00:31:36.0		04:01.6	282	06:36.4	284	06:41.9	290	04:09.4	280	09:36.5	273
									07:14.8	286	05:23.8	284	05:35.0	276	05:33.5	267	10:24.7	274
268.	10./W40+	73	KOTELENSKÁ Jitka	1982		01:05:42.8	00:32:00.9		04:18.1	295	06:39.2	285	06:06.9	285	04:06.6	276	08:52.1	257
									07:21.5	288	05:35.8	290	06:05.0	289	05:57.2	275	10:40.1	278
269.	97./M30-39	29	HAMERLIK Lukáš	1985		01:05:51.4	00:32:09.5		04:02.5	283	06:21.2	275	06:12.9	287	04:10.9	281	14:11.4	303
									06:14.5	264	04:37.7	256	05:09.9	258	05:29.6	265	09:20.5	252
270.	11./W40+	230	VRÁNOVÁ Olga	1977		01:06:06.6	00:32:24.7		04:38.6	299	06:52.2	295	05:03.8	258	04:39.1	296	10:00.5	277
									07:05.3	281	05:08.0	280	05:36.1	277	06:18.5	281	10:43.8	279
271.	13./W30-39	185	KOLOMICENKOVA Nataliy Ttt	1987		01:07:07.5	00:33:25.6		04:14.0	290	06:42.1	289	07:09.1	292	04:30.0	294	11:12.5	294
									06:49.4	274	05:12.5	282	05:25.0	272	06:03.2	278	09:49.5	262
272.	74./M40-49	293	KUNDRUM Miloš	1979		01:07:28.4	00:33:46.5		03:53.5	273	06:46.5	293	05:05.0	260	04:20.3	290	10:30.2	288
									06:53.9	278	05:00.9	273	05:57.0	286	06:30.1	284	12:30.6	290
273.	75./M40-49	298	VIZVÁRY Ján	1974		01:07:53.7	00:34:11.8		05:00.2	302	06:43.2	290	05:01.8	255	04:28.2	292	10:34.8	289
									07:11.4	285	05:25.3	286	05:57.0	285	06:02.4	277	11:29.1	287
274.	76./M40-49	3	ČABAN Vojta	1978		01:08:17.5	00:34:35.6		04:15.6	291	07:40.3	299	05:46.2	283	04:22.3	291	10:04.0	279
									07:05.9	282	05:20.6	283	06:05.3	290	06:21.7	283	11:15.3	286
275.	12./W40+	229	VOLŠOVÁ Jana	1971		01:08:27.5	00:34:45.6		04:12.9	289	07:04.8	296	05:19.0	271	04:43.7	298	10:18.1	282
									07:54.0	290	05:32.3	288	06:04.6	288	06:40.0	286	10:37.9	277
276.	77./M40-49	128	VACEK Petr Gravel Nové Strašecí	1981		01:08:46.0	00:35:04.1		03:24.0	201	05:31.5	223	04:17.8	168	03:30.7	232	08:28.6	249
									06:00.1	247	04:33.4	251	04:54.3	245	19:03.4	292	09:01.8	241



(*)

Created:04/09/2022 16:45:06

Timing and results by



Site:20 of 23

Rank.	Cat.rank.	Bib	Name	YoB	Nat.	Finish time	Gap	Penalties	RZ1	#	RZ2	#	RZ3	#	RZ4	#	RZ5	#
									RZ6	#	RZ7	#	RZ8	#	RZ9	#	RZ10	#
277.	98./M30-39	242	PORÁČ Daniel	1987		01:11:27.1	00:37:45.2		04:22.0	296	06:30.5	277	05:08.1	265	04:29.1	293	11:53.5	297
									07:23.0	289	09:08.2	293	05:19.1	266	06:21.1	282	10:52.3	282
278.	99./M30-39	99	NEUMANN Tomáš	1989		01:12:50.0	00:39:08.1		03:36.3	236	05:37.8	232	23:56.2	299	03:43.2	249	07:39.7	213
									05:16.8	186	04:15.4	224	04:42.4	223	04:49.8	232	09:11.9	248
279.	13./W40+	219	JUCHELKOVÁ Iveta	1970		01:17:46.1	00:44:04.2		04:40.1	300	06:40.1	287	14:58.5	298	04:41.0	297	11:14.2	295
									06:47.0	273	05:26.9	287	05:56.5	284	06:14.2	279	11:07.3	285
280.	14./W30-39	27	GAVRONOVÁ Adriana	1992		01:18:15.2	00:44:33.3		04:25.9	297	08:04.1	300	06:31.9	288	05:05.6	300	14:59.2	304
									07:56.3	291	05:32.7	289	06:00.4	287	07:27.3	288	12:11.3	288
281.	14./W40+	287	BINDEROVÁ Olga	1981		01:19:56.0	00:46:14.1		04:56.4	301	09:06.4	304	06:00.0	284	06:12.9	306	13:37.4	300
									08:33.8	292	05:55.6	291	06:14.2	291	06:38.5	285	12:40.5	291
282.	78./M40-49	92	DIPPOLT Thomas Geizhals.at VICC Racing Division	1973		01:27:24.6	00:53:42.7		03:25.7	210	40:59.4	307	04:42.2	226	03:19.4	207	07:32.2	204
									05:24.4	212	04:13.4	222	04:46.6	228	04:46.2	227	08:14.8	195
283.	15./W30-39	81	STAIČU Iulia	1985		01:32:18.1	00:58:36.2		05:40.0	305	08:53.5	302	11:08.2	296	05:33.3	304	15:27.6	305
									08:59.0	293	06:39.5	292	07:39.1	293	08:07.1	290	14:10.5	292
	M30-39	5	FESSL Lukáš	1990		DNF			03:35.0	232	05:27.2	215			03:08.0	165	06:46.9	142
									05:04.6	156	04:11.7	218	04:47.1	230	04:41.5	219	08:25.2	211
	M30-39	16	MATOUŠ Pavel	1989		DNF			03:21.1	193	05:15.0	182			03:06.0	158	06:33.8	120
									05:12.1	181	03:48.5	162	04:36.0	210	04:33.6	205	08:02.2	178
	M30-39	18	SOCHUREK Lukas Loveride Bike Crew	1987		DNF			04:07.8	285	06:49.3	294	05:00.7	252	05:15.1	302	11:51.7	296
	M30-39	19	ŠTEFFL Michal Nuly A Jedničky	1989		DNF			02:54.5	60	04:54.1	127	04:19.0	171	02:58.3	134	07:38.2	209
	W15-29	21	VOTRUBA Michaela Holky na kole	1996		DNF			04:33.3	298	07:30.2	297			04:07.8	279		
	M40-49	31	KONIG Filip Cyklo piwo	1982		DNF			05:24.9	304	09:00.4	303	06:49.0	291	07:36.2	307	17:14.7	306
	M40-49	157	GRILLI Peter	1982		DNF			03:40.4	244	06:21.2	274	06:11.1	286	03:51.1	260	08:51.1	256
									06:51.5	276	05:01.8	276	05:49.4	283				



(*)

Created:04/09/2022 16:45:06

Timing and results by



Site:21 of 23

Rank.	Cat.rank.	Bib	Name	YoB	Nat.	Finish time	Gap	Penalties	RZ1	#	RZ2	#	RZ3	#	RZ4	#	RZ5	#
									RZ6	#	RZ7	#	RZ8	#	RZ9	#	RZ10	#
	M50+	190	SKOČEJ Jaromír	1971		DNF			03:55.3	274	06:07.3	260	05:06.0	263	05:11.3	301	10:22.8	286
	M50+	191	SŮSA Jiří	1967		DNF			04:17.1	293	14:00.5	306	05:34.0	282	05:17.6	303	13:11.2	299
	M50+	194	BENEŠ Radek Lawi Granfondo team	1968		DNF			03:59.8	281	06:20.8	273	05:23.2	276	04:01.8	268	10:21.0	285
	W40+	223	RAKOVA Gabriela Čtyřkolky	1975		DNF			05:09.0	303	08:51.4	301	07:24.1	294	05:38.0	305	13:41.1	302
	M40-49	243	ŘÍHÁNEK Lukáš	1979		DNF			02:47.7	33	04:19.2	33			02:28.7	32	05:12.7	23
									04:05.7	27	03:03.4	24	03:35.7	21	03:22.1	24	06:27.5	21
	M15-20	268	BRÁT Kryštof	2005		DNF			03:03.7	104	04:35.7	69	03:46.7	49	02:36.3	54	07:21.4	192
	M40-49	269	ČERNÝ Jaroslav	1979		DNF			03:16.7	169	05:01.9	150	03:59.0	93	03:21.0	212	07:51.1	222
	M30-39	280	PROKEŠ Martin MOSEK Cycling Team	1988		DNF			03:10.8	138	04:45.2	96			03:09.2	168	06:27.5	112
									05:12.5	182	03:27.1	87	04:02.1	97	04:03.7	127	07:35.2	122
	M40-49	282	ŠVEHLA David	1982		DNF			02:55.4	64	04:27.3	51			02:49.2	105	06:19.7	97
									07:03.4	279	03:30.7	109	03:51.5	55	03:44.8	71	07:14.9	81
	M30-39	285	ZÁVORA Jan	1984		DNF			03:08.4	126	04:54.1	126			02:49.4	106	06:22.8	101
									04:55.8	139	03:27.7	90	04:10.4	127	04:06.0	134	07:24.7	100
	M40-49	308	DRGOŇA Ing.arch.andrej	1981		DNF					06:40.4	288	05:28.0	279	04:06.3	274	09:10.3	263
									06:40.0	269	04:50.0	266	05:41.4	280	05:46.2	270	09:50.8	264
	M50+	313	IVANCEVIC Darko	1966		DNF					06:43.3	291	05:32.6	281	04:12.1	282	09:12.0	264
									06:10.4	258	04:15.4	224	05:06.6	256	04:46.7	230	08:19.1	202
	M30-39	331	RAJSKÝ Jakub	1988		DNF			03:51.9	267	06:39.5	286			04:03.2	270	12:30.7	298
									05:51.1	242	04:31.7	247	04:50.9	238	44:13.1	293		
	M21-29	334	SEDLÁK Radko relas	1994		DNF			03:57.8	277	07:37.8	298	05:23.9	278	04:52.9	299	10:06.6	280






(*)

Created:04/09/2022 16:45:06

Timing and results by



Site:22 of 23

Rank.	Cat.rank.	Bib	Name	YoB	Nat.	Finish time	Gap	Penalties	RZ1	#	RZ2	#	RZ3	#	RZ4	#	RZ5	#
									RZ6	#	RZ7	#	RZ8	#	RZ9	#	RZ10	#
	M21-29	338	ŠTĚRBA Martin	1996		DNF			03:29.9	223	05:38.7	233	04:35.3	215	03:32.4	235	08:47.3	253
	M40-49	340	TRÁVNÍČEK Aleš Levelsportkoncept	1980		DNF			03:05.2	111	04:53.1	121	03:57.7	87	02:58.0	133	06:29.7	114
	M30-39	341	WITAŃSKI Marcin Gravel Silesia	1986		DNF			03:51.2	263	05:51.0	245	04:50.6	241	04:07.5	278	09:26.5	270
													05:46.6	282	05:12.9	251	11:02.2	283



(*)

Created:04/09/2022 16:45:06

Timing and results by



Site:23 of 23