



Place: Skiareál Kobyla, Zadov
 Date: 02/07/2022
 Race limit(*) : **4:30:00**

Nova Sport Enduro Race Zadov

Oficiální výsledková listina



Rank.	Cat.rank.	Bib	Name	YoB	Nat.	Finish time	Gap	Penalties	RZ1	#	RZ2	#	RZ3	#	RZ4	#	RZ6	#	Race time
1.	1./HJ	159	ZEMAN Petr Bike Club Město Touškov	2007		00:16:16.15	00:00:00.00		03:56.8	1	02:27.0	6	03:54.8	5	03:42.7	1	02:14.5	1	OK 03:54:41.0
2.	2./HJ	146	KERL Sebastian Kolofix	2007		00:16:19.79	00:00:03.63		04:01.2	5	02:20.1	1	03:52.1	2	03:49.3	5	02:16.9	2	OK 04:11:35.6
3.	3./HJ	207	ZVĚŘINA Kristián Cycli	2004		00:16:30.55	00:00:14.39		03:58.8	3	02:27.0	5	04:00.4	9	03:45.5	2	02:18.6	4	OK 04:00:15.2
4.	4./HJ	149	BARTONIČEK František BIKE&SKI PARK MOST	2002		00:16:35.11	00:00:18.95		03:57.2	2	02:22.2	3	03:53.0	3	04:04.1	18	02:18.4	3	OK 03:51:20.9
5.	5./HJ	148	RYS Jan EVIL Bikes Czech	2007		00:16:36.89	00:00:20.74		04:12.9	21	02:21.5	2	03:53.6	4	03:49.4	6	02:19.3	5	OK 04:12:16.2
6.	1./HM	158	SLADKOVSKÝ Tomáš Gohr racing	2001		00:16:40.31	00:00:24.15		04:00.2	4	02:28.7	14	03:51.8	1	03:51.2	8	02:28.2	17	OK 03:50:59.7
7.	6./HJ	163	ŠVEC Vojtěch kolaprovas.cz	2004		00:16:48.16	00:00:32.00		04:03.9	9	02:28.4	10	04:00.3	8	03:51.3	9	02:24.1	9	OK 04:02:37.8
8.	2./HM	154	ČERMÁK Martin COPR TJ Přeštice	1991		00:16:49.49	00:00:33.33		04:06.2	14	02:31.4	22	03:57.9	6	03:48.8	3	02:25.0	10	OK 04:05:45.1
9.	3./HM	168	SLADKOVSKÝ Igor Gohr racing	1999		00:16:52.86	00:00:36.71		04:04.4	10	02:31.1	21	04:02.8	12	03:49.1	4	02:25.4	11	OK 03:57:10.9
10.	7./HJ	183	RÝDL Matěj KRAB CYCLES	2007		00:16:54.25	00:00:38.10		04:03.1	8	02:28.6	13	04:00.2	7	03:55.8	12	02:26.3	14	OK 04:01:46.6
11.	4./HM	147	ČERVINKA Jonáš Kolofix	2001		00:16:56.99	00:00:40.83		04:04.6	11	02:28.6	11	04:00.7	10	03:57.0	14	02:25.8	12	OK 04:08:49.3
12.	8./HJ	151	STRMISKA Vojtěch CYKLOPRO	2002		00:16:57.43	00:00:41.28		04:02.2	6	02:29.8	17	04:02.0	11	03:57.2	15	02:26.0	13	OK 03:49:11.3
13.	9./HJ	165	SMETÁNKA Mikuláš Expres CZ Tufo team Kolín	2007		00:16:58.94	00:00:42.78		04:05.1	12	02:29.8	19	04:05.0	14	03:49.8	7	02:29.0	18	OK 04:07:52.2
14.	10./HJ	155	ZÚBEK Petr ZUBR Racing Koscom SEIKO	2006		00:17:02.80	00:00:46.65		04:16.5	28	02:27.4	7	04:03.2	13	03:52.5	10	02:23.1	8	OK 04:07:48.2
15.	5./HM	153	VAGÁŇ Róbert Adrenaline Bike Team	1999		00:17:23.60	00:01:07.45		04:26.8	48	02:29.9	20	04:06.5	16	03:57.2	15	02:23.0	7	OK 04:06:46.8
16.	11./HJ	152	SVATUŠKA Jakub	2006		00:17:30.10	00:01:13.95		04:30.4	60	02:27.5	8	04:12.2	19	03:53.6	11	02:26.3	14	OK 03:49:57.0

(*)

Created:03/07/2022 15:44:50

Timing and results by SPORTSOFT
TIMING

Site: 1 of 11

Rank.	Cat.rank.	Bib	Name	YoB	Nat.	Finish time	Gap	Penalties	RZ1	#	RZ2	#	RZ3	#	RZ4	#	RZ6	#	Race time
17.	6./HM	427	KOUDELKA Tomáš	2000		00:17:31.84	00:01:15.69		04:12.7	20	02:37.2	36	04:16.5	29	03:55.9	13	02:29.3	19	OK 04:00:35.5
18.	1./H40+	156	ŠRÁMEK Jan BMX-MTB-CREW	1978		00:17:33.45	00:01:17.30		04:12.2	19	02:29.0	15	04:12.9	22	04:05.5	21	02:33.7	27	OK 04:06:07.0
19.	7./HM	162	SCHICHOR Jan BIKE&SKI PARK MOST	1993		00:17:34.71	00:01:18.56		04:11.1	16	02:32.2	24	04:12.5	20	04:07.1	26	02:31.7	21	OK 04:02:15.7
20.	8./HM	169	VLACH Marek Cyklokoloniál Enduro team	1992		00:17:37.55	00:01:21.39		04:14.8	24	02:35.3	33	04:09.7	18	04:04.2	19	02:33.3	25	OK 04:00:09.5
21.	12./HJ	175	QUIS Richard Sportovní kurzy opava	2007		00:17:38.71	00:01:22.55		04:11.8	18	02:33.7	30	04:13.9	24	04:08.2	27	02:31.0	20	OK 04:09:46.4
22.	13./HJ	157	ČEPELA Michal ZUBR Racing	2006		00:17:39.25	00:01:23.10		04:05.3	13	02:28.6	12	04:09.6	17	04:28.7	80	02:26.9	16	OK 04:08:00.6
23.	14./HJ	173	KADLEC Lukáš	2006		00:17:40.19	00:01:24.04		04:17.0	29	02:31.6	23	04:19.9	34	04:11.2	35	02:20.4	6	OK 04:10:33.8
24.	15./HJ	194	SUCHÝ Vojtěch	2007		00:17:50.96	00:01:34.80		04:09.5	15	02:34.2	32	04:21.6	36	04:12.8	37	02:32.6	23	OK 03:50:06.0
25.	9./HM	181	ŠVOBODA Lukáš Kolofix	1987		00:17:51.71	00:01:35.56		04:19.9	35	02:33.2	27	04:17.0	30	04:06.8	24	02:34.6	28	OK 04:07:31.8
26.	10./HM	171	KUNÁŠEK Martin Ptshop	1988		00:17:54.89	00:01:38.74		04:23.8	40	02:32.7	26	04:16.1	27	04:05.7	22	02:36.3	30	OK 03:55:20.9
27.	16./HJ	186	MARTINEC Matěj BISHOP	2004		00:17:59.12	00:01:42.96		04:18.4	33	02:35.4	34	04:19.2	33	04:09.4	31	02:36.5	32	OK 03:48:56.6
28.	11./HM	309	ŠOREJS Tomáš	1989		00:18:01.75	00:01:45.60		04:23.0	37	02:40.1	47	04:13.0	23	04:09.2	30	02:36.4	31	OK 03:34:40.7
29.	17./HJ	176	GRZYCH Oliver	2005		00:18:02.09	00:01:45.94		04:23.7	38	02:42.1	57	04:14.8	26	04:09.0	29	02:32.2	22	OK 04:16:02.2
30.	18./HJ	340	ZÁSTAVA Lukáš	2006		00:18:03.35	00:01:47.20		04:19.5	34	02:39.3	45	04:21.2	35	04:09.6	33	02:33.6	26	OK 03:59:27.6
31.	12./HM	209	HUSA Petr PTBshop.cz	1992		00:18:05.41	00:01:49.26		04:15.8	25	02:33.9	31	04:16.2	28	04:13.9	39	02:45.5	52	OK 04:15:18.2
32.	19./HJ	164	SMÍTAL Lukáš	2006		00:18:05.60	00:01:49.44		04:17.9	31	02:28.1	9	04:06.1	15	03:59.1	17	03:14.2	132	OK 04:21:44.0
33.	20./HJ	203	HLUCHÝ Martin Cyklosport HaF - Bikestyle.cz	2006		00:18:07.85	00:01:51.70		04:18.2	32	02:33.6	29	04:30.2	54	04:06.6	23	02:39.1	36	OK 03:45:06.9
34.	21./HJ	170	FORNIER Théo	2005		00:18:08.96	00:01:52.81		04:24.9	42	02:37.2	35	04:19.0	32	04:14.8	44	02:32.9	24	OK 04:05:54.8
35.	13./HM	177	MALÝ Jaroslav	1991		00:18:18.37	00:02:02.22		04:23.7	39	02:33.5	28	04:22.4	38	04:15.3	45	02:43.3	46	OK 03:33:30.3

(*)

Timing and results by  SPORTSOFT
TIMING

Created:03/07/2022 15:44:50

Site: 2 of 11

Rank.	Cat.rank.	Bib	Name	YoB	Nat.	Finish time	Gap	Penalties	RZ1	#	RZ2	#	RZ3	#	RZ4	#	RZ6	#	Race time
36.	22./HJ	189	KRIŠTŮFEK Vít Val Di Botič	2007		00:18:19.15	00:02:02.99		04:28.6	52	02:43.4	61	04:14.3	25	04:17.4	54	02:35.2	29	OK 04:01:48.6
37.	14./HM	178	DIVOK Michal	1994		00:18:21.69	00:02:05.53		04:28.6	54	02:45.0	67	04:18.5	31	04:06.8	25	02:42.6	44	OK 03:38:39.1
38.	15./HM	192	STRÁNSKÝ Marek Sportovní klub policejní školy Praha	1991		00:18:26.70	00:02:10.55		04:25.8	44	02:51.2	93	04:25.2	42	04:05.5	20	02:38.9	35	OK 04:12:14.0
39.	23./HJ	160	NEŠPOR Štěpán Commencal FDF Team	2003		00:18:27.20	00:02:11.05	00:00:30	04:13.1	22	02:27.0	4	04:24.3	40	04:11.6	36	02:41.0	39	NO 04:45:37.0
40.	24./HJ	215	NÁGL Patrik	2006		00:18:27.31	00:02:11.15		04:15.9	26	02:37.7	39	04:36.7	72	04:15.8	49	02:41.0	38	OK 03:58:58.6
41.	16./HM	342	SUNEGH Martin www.vlkdoprava.cz	1999		00:18:28.60	00:02:12.45		04:30.0	58	02:48.6	82	04:22.1	37	04:09.5	32	02:38.2	34	OK 02:38:44.2
42.	25./HJ	196	KRÁL Ondřej	2007		00:18:29.97	00:02:13.82		04:29.3	57	02:41.6	54	04:26.7	48	04:08.8	28	02:43.4	47	OK 04:05:35.0
43.	17./HM	205	RYBÁŘ Jan	1998		00:18:30.30	00:02:14.15		04:28.8	55	02:43.8	63	04:27.0	49	04:09.7	34	02:40.8	37	OK 04:07:59.2
44.	26./HJ	195	ŠRÁMEK Jan BMX-MTB-CREW	2006		00:18:33.29	00:02:17.14		04:28.0	51	02:41.6	53	04:25.5	44	04:16.4	51	02:41.5	40	OK 03:59:11.4
45.	18./HM	185	MOUČKA Roman	1994		00:18:34.13	00:02:17.98		04:35.5	71	02:37.2	36	04:29.5	53	04:14.6	42	02:37.1	33	OK 04:06:53.9
46.	19./HM	336	PŘIBYL Vítězslav	1984		00:18:37.46	00:02:21.31		04:30.1	59	02:43.1	59	04:26.5	47	04:15.3	47	02:42.3	41	OK 03:32:53.5
47.	27./HJ	187	JÁNSKÝ Lukáš Triple ZET enduro team	2007		00:18:37.60	00:02:21.44		04:24.2	41	02:38.4	42	04:31.8	59	04:15.3	46	02:47.6	60	OK 04:21:32.8
48.	20./HM	200	VODIČKA Petr	1985		00:18:39.60	00:02:23.44		04:26.4	46	02:43.5	62	04:24.2	39	04:19.7	59	02:45.5	53	OK 03:38:23.3
49.	28./HJ	216	KOSTROUN Lukáš	2002		00:18:40.96	00:02:24.81		04:33.5	67	02:38.5	43	04:25.3	43	04:16.3	50	02:47.3	57	OK 04:16:35.6
50.	29./HJ	190	HOBLER Miroslav UNDERWOOD CYCLING LAB	2007		00:18:42.44	00:02:26.29		04:30.8	61	02:44.2	64	04:24.3	41	04:13.8	38	02:49.0	63	OK 04:16:24.8
51.	30./HJ	206	VIRGL Petr	2005		00:18:44.71	00:02:28.56		04:26.4	46	02:44.7	66	04:25.8	45	04:16.5	52	02:51.2	70	OK 03:47:13.9
52.	31./HJ	179	KRÁSA Tomáš Hellsboys	2004		00:18:45.59	00:02:29.43		04:26.3	45	02:40.2	48	04:32.5	61	04:19.6	58	02:46.8	56	OK 04:08:28.6
53.	32./HJ	279	DVOŘÁK Matyáš BISHOP	2005		00:18:46.64	00:02:30.49		04:22.7	36	02:40.4	49	04:43.1	84	04:16.7	53	02:43.5	48	OK 04:17:54.7
54.	33./HJ	201	BLATÁK Matěj	2005		00:18:52.15	00:02:36.00		04:31.2	63	02:43.4	60	04:25.8	45	04:14.7	43	02:56.8	88	OK 04:04:38.1

(*)

Timing and results by  **SPORTSOFT**
TIMING

Created:03/07/2022 15:44:50

Site: 3 of 11

Rank.	Cat.rank.	Bib	Name	YoB	Nat.	Finish time	Gap	Penalties	RZ1	#	RZ2	#	RZ3	#	RZ4	#	RZ6	#	Race time
55.	21./HM	238	MELUZIN Ondra Kings Cycles	1988		00:18:52.40	00:02:36.25		04:25.6	43	02:38.1	41	04:31.8	58	04:22.9	67	02:53.8	81	OK 04:21:03.2
56.	22./HM	308	MATĚJKA Ondřej	1990		00:18:54.46	00:02:38.31		04:27.9	50	02:47.0	72	04:36.2	69	04:13.9	40	02:49.4	66	OK 03:35:26.3
57.	23./HM	180	TREFIL Tomáš Sickbros Team	1994		00:18:54.59	00:02:38.44		04:35.0	69	02:44.5	65	04:33.9	64	04:18.5	55	02:42.5	43	OK 04:06:05.0
58.	34./HJ	250	ZUTH Jakub Triple ZET enduro team	2006		00:18:55.72	00:02:39.57		04:27.7	49	02:37.7	40	04:44.1	86	04:23.4	71	02:42.6	45	OK 04:01:23.0
59.	2./H40+	188	BRZOŇ Michal	1982		00:18:55.90	00:02:39.75		04:33.7	68	02:38.6	44	04:34.3	66	04:20.4	60	02:48.7	62	OK 03:46:47.9
60.	35./HJ	197	DANĚK Dominik Sportovní Kurzy.cz	2007		00:18:58.41	00:02:42.26		04:35.4	70	02:40.4	49	04:29.0	52	04:20.4	60	02:53.0	77	OK 03:59:41.1
61.	24./HM	220	HRACH Martin BLUE SMOKE TEAM	1986		00:18:58.50	00:02:42.34		04:31.2	63	02:49.3	85	04:28.2	51	04:22.1	65	02:47.4	59	OK 04:17:57.6
62.	25./HM	214	KRABICA Jiří	1989		00:19:07.00	00:02:50.84		04:37.6	72	02:41.2	52	04:36.2	69	04:19.3	57	02:52.5	74	OK 03:41:12.2
63.	26./HM	296	PERLÍK David	1993		00:19:08.25	00:02:52.09		04:37.8	73	02:42.0	55	04:39.2	78	04:20.6	62	02:48.4	61	OK 03:57:37.3
64.	36./HJ	290	HAMOUZ Matěj	2005		00:19:08.34	00:02:52.19		04:38.8	74	02:45.7	68	04:32.1	60	04:26.0	76	02:45.5	51	OK 03:37:11.7
65.	37./HJ	428	CHLÁDEK Milan	2006		00:19:08.99	00:02:52.83		04:32.2	66	02:52.4	100	04:30.7	55	04:29.1	82	02:44.2	49	OK 03:46:53.1
66.	27./HM	319	STEINER Prokop	2000		00:19:11.01	00:02:54.85		04:28.9	56	02:49.9	87	04:35.0	67	04:22.2	66	02:54.9	84	OK 04:14:00.0
67.	38./HJ	213	HEJDA Alex Fr Bikes	2007		00:19:12.45	00:02:56.30		04:40.7	78	02:51.9	98	04:33.3	62	04:19.0	56	02:47.3	58	OK 04:15:58.1
68.	39./HJ	217	DOBŘECKÝ Jakub Sportovní kurzy opava	2006		00:19:20.56	00:03:04.41		04:30.8	62	02:47.1	73	04:33.6	63	04:32.1	87	02:56.8	89	OK 04:11:27.2
69.	28./HM	242	KOLLER Luboš	1986		00:19:21.90	00:03:05.74		04:50.0	102	02:37.5	38	04:38.3	75	04:25.3	74	02:50.6	69	OK 04:13:32.1
70.	40./HJ	271	ŠPAČEK Marek Sportovní kurzy opava	2007		00:19:23.36	00:03:07.21		04:45.2	92	02:47.9	75	04:34.1	65	04:22.9	68	02:53.1	78	OK 04:15:43.7
71.	29./HM	327	LEPESCHKA Philipp	1989		00:19:24.81	00:03:08.66		04:40.7	79	02:55.5	112	04:38.5	77	04:23.3	70	02:46.6	55	OK 04:28:02.1
72.	30./HM	219	ŠIŠKA Jiří Cyklo-Market.cz	1987		00:19:28.81	00:03:12.65		04:48.0	98	02:48.4	78	04:37.7	74	04:23.0	69	02:51.5	73	OK 03:45:31.0
73.	1./HZ	265	VOLEJNÍKOVÁ Nikola beko bike racing team	2006		00:19:33.14	00:03:16.98		04:44.1	88	02:50.5	91	04:36.5	71	04:28.9	81	02:52.9	76	OK 04:04:39.3

(*)

Timing and results by  SPORTSOFT
TIMING

Created:03/07/2022 15:44:50

Site: 4 of 11

Rank.	Cat.rank.	Bib	Name	YoB	Nat.	Finish time	Gap	Penalties	RZ1	#	RZ2	#	RZ3	#	RZ4	#	RZ6	#	Race time
74.	31./HM	316	MEIXNER Martin Pepe Bike	1994		00:19:34.40	00:03:18.25		04:47.1	94	02:46.0	69	04:43.2	85	04:28.1	79	02:49.8	67	OK 03:46:53.1
75.	32./HM	292	NOVÁČEK Lukáš	1993		00:19:36.70	00:03:20.55		04:42.1	82	02:48.7	83	04:42.3	82	04:21.4	64	03:02.1	107	OK 03:58:30.3
76.	41./HJ	174	ČERNÍK Oliver Bike team Klíny	2007		00:19:36.91	00:03:20.76		04:44.6	90	02:41.0	51	04:47.1	92	04:32.7	89	02:51.4	72	OK 04:29:22.8
77.	42./HJ	193	NĚMEČEK Jan Koloshop Team	2006		00:19:42.45	00:03:26.30		04:28.6	53	02:47.7	74	04:31.6	57	05:00.8	140	02:53.5	80	OK 04:09:37.2
78.	3./H40+	256	RYDVAL Roman Kolorádo Vrchlabí	1974		00:19:47.94	00:03:31.79		05:02.3	125	02:42.5	58	04:42.3	83	04:25.5	75	02:55.1	85	OK 04:10:59.4
79.	43./HJ	221	VÁLEK Matěj ZEVL Team	2004		00:19:48.95	00:03:32.79		04:51.7	104	02:46.6	70	04:36.1	68	04:37.3	101	02:57.1	90	OK 04:12:14.2
80.	33./HM	239	ŠIŠKA Petr Cyklo-Market.cz	1988		00:19:50.56	00:03:34.40		04:41.1	80	02:50.4	90	04:38.5	76	04:36.8	100	03:03.6	111	OK 03:50:35.2
81.	4./H40+	311	VESELÝ Apaguha Ondře Sri Chinmoy biking team	1977		00:19:51.04	00:03:34.89		04:53.0	107	02:54.6	109	04:37.5	73	04:27.9	78	02:57.8	95	OK 04:08:33.7
82.	44./HJ	248	SCHLÄFER Marek	2005		00:19:52.51	00:03:36.35		04:45.6	93	02:59.0	126	04:44.5	88	04:33.3	92	02:50.0	68	OK 04:03:45.1
83.	45./HJ	243	NOVÁK Maxmilián	2007		00:19:53.36	00:03:37.21		04:40.3	77	02:52.5	102	04:46.3	90	04:33.8	94	03:00.2	100	OK 04:12:38.4
84.	34./HM	223	PALEK David	1995		00:19:54.50	00:03:38.35		04:41.8	81	02:50.2	89	04:52.5	104	04:35.5	98	02:54.2	82	OK 04:00:27.7
85.	46./HJ	191	ŠEVČÍK Frederik	2007		00:19:57.31	00:03:41.16		04:42.6	84	02:39.6	46	04:45.6	89	04:27.7	77	03:21.6	142	OK 03:46:05.9
86.	35./HM	300	ŠTENGL Jan	1986		00:19:58.80	00:03:42.65		04:59.9	120	02:53.0	105	04:46.3	90	04:32.8	90	02:46.6	54	OK 03:49:46.7
87.	5./H40+	228	VALENTIN Miroslav	1972		00:19:59.79	00:03:43.64		04:47.8	96	02:53.4	107	04:55.9	111	04:25.2	73	02:57.2	91	OK 04:20:34.7
88.	6./H40+	294	KRAČMAN Antonín	1970		00:20:00.10	00:03:43.95		04:44.5	89	02:52.8	104	04:41.3	81	04:40.9	111	03:00.4	101	OK 03:54:26.5
89.	47./HJ	254	FOLTA Mikuláš	2005		00:20:01.70	00:03:45.54		04:39.5	76	02:48.6	81	05:00.7	119	04:40.2	108	02:52.6	75	OK 04:06:03.2
90.	48./HJ	260	SEHNAL Matěj	2003		00:20:02.61	00:03:46.45		04:43.4	86	02:49.6	86	05:09.4	133	04:23.5	72	02:56.5	87	OK 04:04:59.1
91.	49./HJ	287	KADLEC Adam AMK Žirovnice	2005		00:20:05.34	00:03:49.19		04:44.1	87	02:51.2	93	04:57.5	114	04:30.5	85	03:01.8	106	OK 03:53:29.0
92.	50./HJ	241	STIBŮREK Jiří	2002		00:20:11.55	00:03:55.40		04:54.8	108	02:46.7	71	05:00.6	118	04:33.6	93	02:55.7	86	NO 04:31:23.6

(*)

Timing and results by  SPORTSOFT
TIMING

Created:03/07/2022 15:44:50

Site: 5 of 11

Rank.	Cat.rank.	Bib	Name	YoB	Nat.	Finish time	Gap	Penalties	RZ1	#	RZ2	#	RZ3	#	RZ4	#	RZ6	#	Race time
93.	36./HM	237	ŠULC Adam	1988		00:20:11.56	00:03:55.40		04:45.1	91	02:49.9	87	04:48.0	94	04:44.5	117	03:03.9	112	OK 03:57:47.6
94.	7./H40+	240	NOVOTNÝ Pavel	1977		00:20:11.80	00:03:55.65		04:48.0	97	02:48.1	76	04:48.6	95	04:40.0	107	03:06.9	120	OK 04:01:45.1
95.	37./HM	430	HODEK Tomáš	1996		00:20:14.45	00:03:58.30		05:05.0	128	02:53.2	106	04:50.1	98	04:31.3	86	02:54.6	83	OK 04:01:17.6
96.	38./HM	312	JEŘICHA Petr	1989		00:20:14.61	00:03:58.46		04:49.4	100	02:51.8	97	04:56.7	112	04:29.4	83	03:07.1	121	OK 04:19:45.6
97.	51./HJ	235	DVOŘÁČEK Oliver	2005		00:20:14.96	00:03:58.81		04:38.9	75	02:48.5	79	04:31.4	56	04:15.5	48	04:00.6	156	OK 03:45:55.6
98.	39./HM	246	VOSLÁŘ Tomáš	1995		00:20:15.34	00:03:59.19		04:55.4	111	02:58.6	123	04:50.0	97	04:32.3	88	02:58.9	98	OK 04:07:50.2
99.	40./HM	229	RUDOLF Ondřej www.grafix-mx.com	1984		00:20:15.50	00:03:59.35		04:49.2	99	02:50.8	92	04:54.4	107	04:34.7	95	03:06.2	118	OK 04:21:17.8
100.	2./HZ	288	BRAVENCOVÁ Denisa cyklo team KOLARNA	2003		00:20:15.50	00:03:59.35		04:52.9	106	02:52.7	103	04:51.5	102	04:40.7	109	02:57.5	93	OK 03:10:39.9
101.	41./HM	227	ANDERLE David	1985		00:20:18.89	00:04:02.74		04:49.7	101	03:02.9	132	04:50.3	100	04:35.3	97	03:00.5	102	OK 04:00:45.5
102.	8./H40+	234	TŮMA Jiří	1974		00:20:22.10	00:04:05.94		04:50.2	103	02:55.4	111	04:59.0	116	04:35.2	96	03:02.1	108	OK 03:59:30.0
103.	52./HJ	233	HUDEČEK Matěj Sportovní Kurzy.cz	2007		00:20:22.34	00:04:06.19		04:59.2	119	03:00.2	129	04:39.8	79	04:45.2	118	02:57.7	94	OK 03:56:23.0
104.	42./HM	295	NOVOTNÝ Adam	1998		00:20:29.31	00:04:13.15		05:03.2	127	02:59.8	128	04:44.3	87	04:37.7	102	03:04.2	115	OK 03:41:58.4
105.	43./HM	302	HOLUBÁŘ Pavel	2000		00:20:29.55	00:04:13.40		05:01.7	123	03:03.1	133	04:51.5	101	04:33.0	91	03:00.1	99	OK 03:46:03.5
106.	44./HM	305	ŠIMEK Filip	1998		00:20:29.85	00:04:13.69		04:56.5	113	02:52.5	101	05:00.1	117	04:43.3	116	02:57.3	92	OK 04:05:32.3
107.	45./HM	232	MACHÁČ Dušan	1995		00:20:32.10	00:04:15.95		04:47.2	95	02:59.7	127	05:05.0	125	04:41.9	113	02:58.1	96	OK 04:19:29.7
108.	9./H40+	226	ULBRICH Tomáš Cyklokolonial.cz	1977		00:20:32.89	00:04:16.73		04:54.8	109	02:55.9	115	05:02.9	122	04:30.3	84	03:08.7	125	OK 03:59:38.6
109.	46./HM	330	TICHÝ Jan	2000		00:20:38.37	00:04:22.21		05:15.3	138	02:51.3	95	04:54.4	108	04:36.2	99	03:00.9	103	OK 03:51:38.3
110.	47./HM	236	MACHÁČEK Jan	1984		00:20:38.40	00:04:22.24		04:57.5	114	02:55.5	113	04:48.8	96	04:51.6	126	03:04.7	116	OK 04:01:29.4
111.	10./H40+	231	KLIMPL Václav	1980		00:20:39.25	00:04:23.10		05:01.2	122	02:57.2	119	04:52.1	103	04:39.6	105	03:08.9	126	OK 03:58:48.1

(*)

Created:03/07/2022 15:44:50

Timing and results by  SPORTSOFT
TIMING

Site: 6 of 11

Rank.	Cat.rank.	Bib	Name	YoB	Nat.	Finish time	Gap	Penalties	RZ1	#	RZ2	#	RZ3	#	RZ4	#	RZ6	#	Race time
112.	48./HM	255	TLAPÁK Adam	1999		00:20:42.05	00:04:25.90		04:56.1	112	02:57.3	120	05:06.5	129	04:40.7	110	03:01.2	104	OK 04:03:56.4
113.	49./HM	268	ADLT Václav	1992		00:20:45.36	00:04:29.21		05:14.3	136	02:52.1	99	04:50.2	99	04:38.4	104	03:10.1	128	OK 04:10:00.4
114.	3./HZ	264	VOLEJNÍKOVÁ Natálie beko bike racing team	2006		00:20:49.00	00:04:32.85		04:58.5	118	02:56.8	117	05:07.6	131	04:41.9	112	03:04.1	113	OK 04:05:33.3
115.	53./HJ	293	SELICHAR Rudolf	2006		00:20:52.14	00:04:35.99		04:55.1	110	03:22.7	158	04:57.6	115	04:45.3	119	02:51.2	71	OK 04:15:50.6
116.	50./HM	337	KOŽENÝ Pavel	1994		00:20:52.21	00:04:36.05		04:51.7	104	02:57.1	118	04:54.0	105	04:55.0	131	03:14.3	134	OK 03:50:19.9
117.	51./HM	329	BENEŠ Filip Prosport Blatná	1992		00:20:53.21	00:04:37.06		05:00.5	121	02:51.5	96	05:04.6	123	04:39.8	106	03:16.7	137	OK 03:52:27.7
118.	52./HM	335	ŠTĚDRÝ Matěj	1994		00:20:56.43	00:04:40.28		04:57.8	115	02:58.6	123	04:55.0	109	04:57.6	135	03:07.1	122	OK 03:49:49.6
119.	53./HM	252	ROTH Vilda	1984		00:20:57.40	00:04:41.24		04:58.4	117	02:56.2	116	05:02.2	120	04:46.8	122	03:13.6	131	OK 04:19:25.2
120.	54./HM	328	VESELOVSKÝ Jaromír	1983		00:20:57.80	00:04:41.65		05:11.5	133	03:05.8	134	04:55.0	109	04:46.5	121	02:58.8	97	OK 04:20:55.9
121.	54./HJ	204	BRNIAK Adam OKOEVERYWHERE RACING	2005		00:20:59.54	00:04:43.39		04:14.1	23	05:00.5	169	04:47.8	93	04:14.5	41	02:42.4	42	OK 04:17:32.2
122.	55./HM	262	ŠTĚPÁNEK Jakub	1988		00:21:00.10	00:04:43.95		05:05.4	129	02:54.4	108	04:54.2	106	04:48.2	123	03:17.7	139	OK 03:20:06.8
123.	56./HM	244	KREJČÍ Martin ChlumTrails	1989		00:21:04.22	00:04:48.06		05:26.6	147	02:55.7	114	04:56.9	113	04:38.1	103	03:06.8	119	OK 03:52:31.2
124.	55./HJ	339	DICARA Christopher	2006		00:21:06.71	00:04:50.55		05:05.9	130	02:58.8	125	05:02.5	121	04:54.6	130	03:04.8	117	OK 04:01:26.6
125.	57./HM	249	LOP Lop MONDRAKER ENDURO TEAM	1987		00:21:14.30	00:04:58.15		04:58.4	116	02:54.7	110	05:36.2	148	04:42.6	114	03:02.3	110	OK 03:43:57.3
126.	56./HJ	317	DIVIŠ Marek	2007		00:21:23.70	00:05:07.54		05:16.1	140	03:02.3	131	05:09.3	132	04:53.6	128	03:02.3	109	OK 04:18:36.0
127.	57./HJ	286	PRŮCHA Tomáš	2005		00:21:26.36	00:05:10.21		05:16.7	141	03:09.0	139	05:04.7	124	04:42.6	115	03:13.2	130	OK 03:53:22.6
128.	58./HJ	289	KADLEC Jiří AMK Žirovnice	2003		00:21:32.85	00:05:16.70		05:15.3	138	03:09.5	140	05:05.0	126	04:54.5	129	03:08.3	124	OK 03:54:01.2
129.	59./HJ	322	BARTOŇ David	2006		00:21:42.90	00:05:26.74		05:19.3	142	03:11.2	142	05:15.4	135	04:49.1	125	03:07.7	123	OK 04:20:54.2
130.	11./H40+	166	ŠEDIVÝ Štěpán KSM HRÁDEK	1981		00:21:44.35	00:05:28.20		04:17.3	30	02:29.8	18	04:12.8	21	07:55.1	165	02:49.1	64	OK 04:17:56.9

(*)

Timing and results by  SPORTSOFT
TIMING

Created:03/07/2022 15:44:50

Site: 7 of 11

Rank.	Cat.rank.	Bib	Name	YoB	Nat.	Finish time	Gap	Penalties	RZ1	#	RZ2	#	RZ3	#	RZ4	#	RZ6	#	Race time
131.	60./HJ	318	VACHUTA Adam SK VELO PRAHA	2007		00:21:45.74	00:05:29.59		06:07.7	166	02:48.9	84	04:27.1	50	05:37.4	158	02:44.6	50	OK 03:49:17.4
132.	58./HM	225	TICHÝ Daniel Kolofix	1995		00:21:47.06	00:05:30.90		05:15.3	137	03:01.6	130	05:13.1	134	04:57.4	134	03:19.5	141	OK 03:50:23.8
133.	4./HZ	303	SEIDLOVÁ Monika	2001		00:21:55.23	00:05:39.08		05:21.2	144	03:07.5	136	05:06.5	128	05:02.3	142	03:17.5	138	OK 03:57:01.6
134.	5./HZ	266	DVOŘÁKOVÁ Barbora Hiero racing team	2006		00:21:58.91	00:05:42.75		05:14.0	135	03:17.0	149	05:19.6	140	04:58.0	137	03:10.1	127	OK 04:05:59.1
135.	59./HM	341	KOHOUTEK Jakub	1987		00:22:05.62	00:05:49.46		05:37.2	153	03:12.5	145	05:06.7	130	04:53.5	127	03:15.6	136	OK 04:03:29.0
136.	61./HJ	269	JAZEJČEK Martin Moravian Eagles	2006		00:22:08.55	00:05:52.40		05:12.4	134	03:12.2	144	05:18.5	139	04:59.6	138	03:25.7	145	OK 03:20:07.1
137.	6./HZ	270	DAŇKOVÁ Adina Sportovní Kurzy.cz	2006		00:22:09.10	00:05:52.94		05:26.5	146	03:09.7	141	05:16.0	136	05:02.5	143	03:14.2	132	OK 04:06:16.5
138.	62./HJ	323	VYDRA Dan	2005		00:22:18.05	00:06:01.90		05:49.1	158	03:25.8	160	05:05.2	127	04:56.1	133	03:01.7	105	OK 03:55:08.7
139.	12./H40+	291	ŘEHÁK Milan MONROUX MTB	1979		00:22:31.34	00:06:15.19		05:21.3	145	03:18.3	152	05:16.9	137	05:00.2	139	03:34.3	150	OK 03:41:00.3
140.	60./HM	313	KRÁLOVEC Jan	1988		00:22:36.46	00:06:20.30		05:29.0	149	03:16.7	148	05:18.3	138	05:17.2	149	03:15.0	135	OK 04:00:49.3
141.	63./HJ	325	WEISE Jan	2003		00:22:43.17	00:06:27.02		05:56.7	162	03:18.3	151	05:20.2	141	04:55.7	132	03:12.1	129	OK 04:22:01.3
142.	61./HM	224	SEVERA Tomáš Kings Cycles	1991		00:22:49.71	00:06:33.55		04:31.7	65	02:48.5	80	05:45.8	151	04:46.1	120	04:57.4	166	OK 04:29:27.5
143.	13./H40+	261	ŠTEC David	1976		00:23:06.89	00:06:50.73		05:30.7	151	03:20.0	153	05:50.2	154	05:01.6	141	03:24.0	143	OK 04:01:05.3
144.	7./HZ	247	KLINDEROVÁ Kateřina	1997		00:23:15.11	00:06:58.96		05:45.4	157	03:07.6	137	05:42.8	149	05:09.6	144	03:29.5	146	OK 04:16:11.8
145.	62./HM	230	FIALA Tomáš	1990		00:23:16.89	00:07:00.74		05:02.2	124	02:58.3	121	07:23.3	166	04:48.7	124	03:04.1	114	OK 04:13:34.7
146.	64./HJ	285	HLAVENKA Jakub	2007		00:23:22.94	00:07:06.79		05:38.8	154	03:20.8	156	05:28.1	143	05:30.3	156	03:24.7	144	OK 03:49:12.8
147.	14./H40+	299	STENGL Tomáš	1980		00:23:23.35	00:07:07.19		05:36.8	152	03:06.0	135	05:49.2	152	05:13.1	146	03:38.0	151	OK 03:51:13.3
148.	15./H40+	298	LAUTRBACH Petr TJ Kamenka	1978		00:23:25.86	00:07:09.71		05:29.3	150	03:28.1	162	05:34.0	145	05:24.3	154	03:30.0	147	OK 03:59:46.4
149.	8./HZ	258	SCHULTE-MEYER Anna	1987		00:23:31.40	00:07:15.25		05:27.7	148	03:08.9	138	05:36.2	147	05:36.5	157	03:42.0	152	OK 04:15:53.1

(*)

Timing and results by  SPORTSOFT
TIMING

Created:03/07/2022 15:44:50

Site: 8 of 11

Rank.	Cat.rank.	Bib	Name	YoB	Nat.	Finish time	Gap	Penalties	RZ1	#	RZ2	#	RZ3	#	RZ4	#	RZ6	#	Race time
150.	16./H40+	333	ZVĚŘINA Pavel	1972		00:23:34.59	00:07:18.44		05:50.1	159	03:11.8	143	05:26.7	142	05:20.6	150	03:45.1	153	OK 03:57:42.9
151.	65./HJ	338	KOUBA Martin BikezoneML	2003		00:23:35.11	00:07:18.95		04:42.2	83	02:48.2	77	04:39.9	80	08:35.4	166	02:49.2	65	OK 04:02:31.7
152.	63./HM	306	HANKA Tomas	1985		00:23:38.00	00:07:21.85		05:10.3	132	02:58.5	122	05:33.5	144	05:21.4	152	04:34.1	163	OK 04:12:28.5
153.	64./HM	245	HINDULIAK Tomáš Huhuchilli	1988		00:23:43.65	00:07:27.50		05:44.2	155	03:20.1	154	05:53.1	155	05:14.3	147	03:31.8	148	OK 04:27:14.3
154.	9./HZ	267	TREFILOVÁ Blanka	1996		00:23:45.80	00:07:29.65		06:00.4	163	03:16.4	147	05:42.8	149	05:13.1	145	03:33.0	149	OK 03:59:02.6
155.	65./HM	315	KOBLÍŽEK Martin	1996		00:24:49.70	00:08:33.54		05:21.0	143	03:32.1	163	06:01.5	157	04:57.7	136	04:57.1	165	OK 04:02:51.4
156.	66./HM	321	UHLÍK František	1995		00:24:50.26	00:08:34.10		05:44.8	156	03:22.2	157	07:08.2	165	05:15.6	148	03:19.4	140	OK 04:20:42.8
157.	66./HJ	307	SOUHRADA Štěpan	2007		00:25:05.86	00:08:49.70		05:52.7	160	03:27.2	161	06:19.9	161	05:20.7	151	04:05.2	159	OK 03:34:57.9
158.	67./HJ	259	ČÍŽEK Štěpan	2007		00:25:18.05	00:09:01.90		05:55.7	161	03:13.3	146	06:17.6	160	05:29.2	155	04:22.0	162	OK 04:21:58.4
159.	17./H40+	314	FRIIS-MADSEN Henrik	1975		00:25:38.15	00:09:22.00		06:06.8	165	03:42.2	164	05:49.8	153	06:01.7	159	03:57.4	155	OK 03:55:05.8
160.	10./HZ	304	CABAJOVÁ Martina	2000		00:25:47.78	00:09:31.62		06:04.9	164	03:20.7	155	06:17.1	159	06:11.1	161	03:53.6	154	OK 04:07:02.4
161.	68./HJ	263	VÍTKOVSKÝ Martin	2002		00:26:12.11	00:09:55.96		07:54.6	172	03:17.8	150	05:34.3	146	05:22.5	153	04:02.7	158	OK 04:17:30.2
162.	11./HZ	320	GÖTTEL Martina ZUBR Racing	1967		00:26:29.32	00:10:13.16		06:36.7	168	03:44.8	165	06:02.0	158	06:04.1	160	04:01.5	157	OK 03:53:55.1
163.	18./H40+	310	HAMAN Kamil Sri Chinmoy biking team	1975		00:27:28.25	00:11:12.10		06:37.5	169	03:58.6	167	06:28.6	162	06:13.2	162	04:10.2	160	OK 04:11:14.3
164.	12./HZ	281	TOMŠÍKOVÁ Markéta Bikehearts	1991		00:28:37.22	00:12:21.07		06:50.2	170	03:48.9	166	06:50.2	163	06:54.3	164	04:13.5	161	OK 04:13:34.2
165.	19./H40+	324	MIKULÁŠEK Libor	1974		00:29:26.51	00:13:10.36		06:54.2	171	04:04.2	168	06:51.7	164	06:46.2	163	04:50.1	164	OK 03:17:28.8
166.	69./HJ	222	DEJMEK Kamil Bike factory Strakonice	2007		00:40:38.95	00:24:22.79		04:43.0	85	02:42.1	56	25:59.6	167	04:20.7	63	02:53.3	79	OK 04:16:19.5
	HM	137	CHOCHOLATÝ Radek	1984		DNF			06:16.9	167	03:23.4	159	06:01.4	156					NO START
	HJ	172	FRÝDA Ondřej	2006		DNF													NO START

(*)

Timing and results by SPORTSOFT
TIMING

Created:03/07/2022 15:44:50

Site: 9 of 11















Rank.	Cat.rank.	Bib	Name	YoB	Nat.	Finish time	Gap	Penalties	RZ1	#	RZ2	#	RZ3	#	RZ4	#	RZ6	#	Race time
	HJ	182	HÚBL Matyáš remibikecentrum	2007		DNF			04:03.1	7	02:29.6	16							NO START
	HJ	184	FRANZEL Oskar	2003		DNF			05:10.3	131									NO START
	HJ	202	HLUBOCKÝ Aleš BIKE SHOP kanovnická	2006		DNF			04:11.4	17									NO START
	HJ	210	MARIAN Marek	2005		DNF			04:16.0	27	02:32.7	25							NO START
	HJ	253	FIALA Ondřej	2006		DNF			05:02.7	126									NO START
	H40+	257	ODSTRČILÍK Radim /	1982		DNF			07:54.8	173									NO START
	HJ	150	MITAŠ Andrej Rychlebské stezky	2003		DNS													NO START
	HJ	161	VÍT Matěj KrabCycles	2005		DNS													NO START
	HM	167	VACEK Petr	1995		DNS													NO START
	HM	198	SOKOL Radek TAULA	1995		DNS													NO START
	H40+	199	WINTER Christian REDERBERCH Racing e.V.	1977		DNS													NO START
	HM	208	HLÁVKA Marek	1998		DNS													NO START
	HM	211	NEUGEBAUER David	2001		DNS													NO START
	HJ	212	ZAVADIL Vítek Triple ZET enduro team	2006		DNS													NO START
	HJ	218	UHL Tomáš Bike team Klíny	2007		DNS													NO START
	HJ	251	MLEJNEK Matěj	2006		DNS													NO START
	H40+	273	HOUŠKA Jan COPR TJ Přeštice	1971		DNS													NO START
	H40+	274	ŽÁK Petr	1973		DNS													NO START
	H40+	275	ŘEZÁČ Pavel	1979		DNS													NO START

(*)

Created:03/07/2022 15:44:50

Timing and results by  SPORTSOFT
TIMING

Site: 10 of 11

Rank.	Cat.rank.	Bib	Name	YoB	Nat.	Finish time	Gap	Penalties	RZ1	#	RZ2	#	RZ3	#	RZ4	#	RZ6	#	Race time
	H40+	276	KONIČEK Aleš	1977		DNS													NO START <input type="text"/>
	H40+	277	SAHULA Petr	1978		DNS													NO START <input type="text"/>
	HJ	278	SAHULA Petr	2003		DNS													NO START <input type="text"/>
	HM	280	PILARŠ Pavel TriSK České Budějovice	1990		DNS													NO START <input type="text"/>
	HZ	282	DOSTÁLOVÁ Lenka Huhuchilli	1976		DNS													NO START <input type="text"/>
	HM	283	DUFEK Václav	1983		DNS													NO START <input type="text"/>
	H40+	284	BUBENÍČEK Miloš Bike Club Kozičín	1975		DNS													NO START <input type="text"/>
	HZ	297	MIKULOVÁ Gabriela	1979		DNS													NO START <input type="text"/>
	H40+	301	MERHAUT Michal	1978		DNS													NO START <input type="text"/>
	H40+	326	CAMERON Mathew	1982		DNS													NO START <input type="text"/>
	HM	331	ZAHRADNIK Daniel OK Sport	1989		DNS													NO START <input type="text"/>
	HM	332	MATĚJOVSKÝ David	1991		DNS													NO START <input type="text"/>
	HM	334	KUBÍČEK Miroslav	1986		DNS													NO START <input type="text"/>
	HM	343	MACKŮ Matyas KrabCycles	2001		DNS													NO START <input type="text"/>

(*)

Created:03/07/2022 15:44:50

Timing and results by  SPORTSOFT
TIMING

Site: 11 of 11