



TRAVEL THE WORLD



Official results

TRAVEL THE WORLD - Spain | #5 | TT | USA







La Lancha South | #5

M 21-30

Start time UTC: 02:00:00

Rank cat	Jersey	Name	CoR	DoB	INT1	INT2	INT3	Finishtime	
1.		Cubillo Chino		1992	00:16:26.0	00:22:51.7	00:25:43.7	00:30:03.9	+00:00:00.0
Username chinopv									
M 21-30		1000m		2500m		4000m		5500m	
		00:01:59.6		00:05:27.2		00:10:09.8		00:14:52.0	
		7000m		8000m		9500m		11500m	
		00:17:37.5		00:18:39.2		00:20:50.4		00:23:57.7	
		12500m		14500m					
		00:24:59.0		00:28:13.0					































Rank cat	Jersey	Name	CoR	DoB	INT1	INT2	INT3	Finishtime			
1.		Freeman David		1984	00:12:37.7	00:18:03.9	00:20:38.7	00:23:56.5	+00:00:00.0		
M 31-40					Username davidfreeman604						
		1000m	2500m	4000m	5500m	7000m	8000m	9500m	11500m	12500m	14500m
		00:01:38.0	00:04:22.6	00:07:49.2	00:11:25.3	00:13:41.4	00:14:38.2	00:16:25.0	00:19:03.0	00:19:58.8	00:22:33.3
2.		Lamm Erving		1990	00:14:31.4	00:20:04.6	00:22:43.0	00:26:23.0	+00:02:26.4		
M 31-40					Username lakarnigo						
		1000m	2500m	4000m	5500m	7000m	8000m	9500m	11500m	12500m	14500m
		00:01:56.4	00:05:08.3	00:09:06.9	00:13:00.2	00:15:35.8	00:16:30.0	00:18:20.2	00:21:05.5	00:22:01.9	00:24:46.1
3.		Syska Pawel		1981	00:14:30.2	00:20:14.7	00:22:50.3	00:26:44.8	+00:02:48.2		
M 31-40					Username fantapol						
		1000m	2500m	4000m	5500m	7000m	8000m	9500m	11500m	12500m	14500m
		00:01:40.1	00:04:53.9	00:08:55.7	00:13:07.1	00:15:35.6	00:16:31.2	00:18:26.9	00:21:14.3	00:22:09.9	00:25:04.3
4.		Briceland Adam		1987	00:15:31.6	00:21:19.9	00:23:59.9	00:28:12.8	+00:04:16.3		
M 31-40					Username ulrich14						
		1000m	2500m	4000m	5500m	7000m	8000m	9500m	11500m	12500m	14500m
		00:01:42.5	00:04:58.8	00:09:30.4	00:14:01.5	00:16:38.9	00:17:36.1	00:19:23.8	00:22:20.5	00:23:17.2	00:26:21.5
5.		Delahunty Brian		1981	00:15:27.6	00:21:43.0	00:24:31.9	00:28:52.4	+00:04:55.9		
M 31-40					Username briandela						
		1000m	2500m	4000m	5500m	7000m	8000m	9500m	11500m	12500m	14500m
		00:01:51.2	00:05:20.3	00:09:41.2	00:14:03.5	00:16:38.1	00:17:38.7	00:19:44.5	00:22:48.5	00:23:47.6	00:27:00.1
6.		Pérez Bárcenas Jorge		1989	00:16:21.9	00:22:13.5	00:24:47.2	00:29:01.4	+00:05:04.8		
M 31-40					Username jpbarcnas						
		1000m	2500m	4000m	5500m	7000m	8000m	9500m	11500m	12500m	14500m
		00:01:45.0	00:05:24.1	00:10:09.4	00:14:56.0	00:17:28.2	00:18:22.7	00:20:19.8	00:23:13.5	00:24:07.5	00:27:09.3
7.		Girard Simon		1987	00:16:19.7	00:22:34.0	00:25:25.8	00:29:28.1	+00:05:31.6		
M 31-40					Username generalkdi						
		1000m	2500m	4000m	5500m	7000m	8000m	9500m	11500m	12500m	14500m
		00:02:01.1	00:05:48.2	00:10:28.0	00:14:55.1	00:17:30.8	00:18:31.9	00:20:40.4	00:23:38.6	00:24:40.3	00:27:44.8

ROUVY

ELITE

Santini

NUTREND®













Rank cat	Jersey	Name	CoR	DoB	INT1	INT2	INT3	Finishtime	
1.		Rivas Jorge Grufit Colombia		1972	00:11:28.3	00:16:31.3	00:18:58.4	00:22:05.2	+00:00:00.0
M 41-50		1000m 2500m 4000m 5500m 7000m 8000m 9500m 11500m 12500m 14500m							
		00:01:30.0 00:04:05.7 00:07:11.3 00:10:25.8 00:12:27.5 00:13:21.2 00:15:04.4 00:17:26.5 00:18:20.1 00:20:48.0							
2.		Drader Blair EQC		1979	00:12:04.1	00:17:16.2	00:19:45.6	00:23:00.6	+00:00:55.3
M 41-50		1000m 2500m 4000m 5500m 7000m 8000m 9500m 11500m 12500m 14500m							
		00:01:29.2 00:04:14.7 00:07:31.2 00:10:57.2 00:13:06.2 00:13:59.8 00:15:43.0 00:18:13.1 00:19:06.2 00:21:36.6							
3.		Janse van Rensburg Louis Masters		1971	00:13:40.6	00:19:03.5	00:21:32.2	00:25:21.2	+00:03:16.0
M 41-50		1000m 2500m 4000m 5500m 7000m 8000m 9500m 11500m 12500m 14500m							
		00:01:31.2 00:04:39.0 00:08:28.7 00:12:20.8 00:14:45.2 00:15:37.7 00:17:25.2 00:20:00.8 00:20:54.4 00:23:35.6							
4.		Biggerstaff Darryn Boulder Centre for Orthopedics Cycling Team		1973	00:14:41.4	00:20:06.1	00:22:33.8	00:26:17.0	+00:04:11.7
M 41-50		1000m 2500m 4000m 5500m 7000m 8000m 9500m 11500m 12500m 14500m							
		00:01:45.5 00:05:00.2 00:09:04.6 00:13:18.2 00:15:45.6 00:16:39.2 00:18:25.0 00:21:03.3 00:21:55.9 00:24:36.9							
5.		On-Miles JuanC On-Miles		1976	00:14:15.2	00:20:36.0	00:23:30.3	00:27:29.0	+00:05:23.8
M 41-50		1000m 2500m 4000m 5500m 7000m 8000m 9500m 11500m 12500m 14500m							
		00:01:42.0 00:04:55.2 00:08:53.6 00:12:56.0 00:15:28.6 00:16:34.0 00:18:44.1 00:21:42.6 00:22:45.4 00:25:48.5							
6.		-Facey -Tim		1978	00:15:58.0	00:21:31.2	00:24:02.9	00:27:55.7	+00:05:50.4
M 41-50		1000m 2500m 4000m 5500m 7000m 8000m 9500m 11500m 12500m 14500m							
		00:01:53.0 00:05:15.0 00:09:49.3 00:14:25.8 00:17:02.2 00:17:56.6 00:19:45.4 00:22:30.3 00:23:23.6 00:26:09.9							
7.		Irving Jamie		1980	00:15:19.7	00:21:19.9	00:24:00.1	00:28:09.4	+00:06:04.1
M 41-50		1000m 2500m 4000m 5500m 7000m 8000m 9500m 11500m 12500m 14500m							
		00:01:49.4 00:05:12.4 00:09:28.2 00:13:48.6 00:16:27.9 00:17:24.6 00:19:27.6 00:22:22.0 00:23:18.2 00:26:22.8							
8.		Syska Marcin		1977	00:15:40.1	00:21:43.8	00:24:23.9	00:28:44.3	+00:06:39.1
M 41-50		1000m 2500m 4000m 5500m 7000m 8000m 9500m 11500m 12500m 14500m							
		00:01:47.1 00:05:13.4 00:09:42.3 00:14:10.5 00:16:47.0 00:17:45.7 00:19:47.9 00:22:46.1 00:23:42.8 00:26:49.2							
9.		Dillard Seth		1975	00:15:58.3	00:22:12.4	00:25:00.5	00:29:20.6	+00:07:15.3
M 41-50		1000m 2500m 4000m 5500m 7000m 8000m 9500m 11500m 12500m 14500m							
		00:01:50.3 00:05:22.1 00:09:51.2 00:14:27.9 00:17:09.3 00:18:08.8 00:20:12.7 00:23:17.5 00:24:17.0 00:27:30.1							
10.		Dlnca Federico Greyhounds Sg		1974	00:16:10.7	00:22:31.0	00:25:24.6	00:29:49.5	+00:07:44.2
M 41-50		1000m 2500m 4000m 5500m 7000m 8000m 9500m 11500m 12500m 14500m							
		00:01:58.0 00:05:42.2 00:10:11.7 00:14:45.0 00:17:23.5 00:18:25.0 00:20:33.9 00:23:37.6 00:24:39.6 00:27:55.5							
11.		Jaramillo Juan		1978	00:16:21.2	00:22:57.4	00:25:57.9	00:30:21.3	+00:08:16.1
M 41-50		1000m 2500m 4000m 5500m 7000m 8000m 9500m 11500m 12500m 14500m							
		00:02:05.5 00:05:50.3 00:10:26.7 00:14:54.2 00:17:35.4 00:18:39.1 00:20:55.1 00:24:06.1 00:25:09.5 00:28:32.3							
12.		Redmond Stanley		1975	00:17:33.4	00:23:41.2	00:26:22.7	00:30:42.7	+00:08:37.4
M 41-50		1000m 2500m 4000m 5500m 7000m 8000m 9500m 11500m 12500m 14500m							
		00:02:09.2 00:06:17.6 00:11:07.1 00:15:58.9 00:18:43.1 00:19:40.9 00:21:44.7 00:24:43.0 00:25:40.5 00:28:51.9							
13.		Liu Geoffrey		1975	00:17:35.0	00:23:40.5	00:26:22.9	00:30:48.5	+00:08:43.3
M 41-50		1000m 2500m 4000m 5500m 7000m 8000m 9500m 11500m 12500m 14500m							
		00:02:07.5 00:06:06.8 00:10:59.2 00:15:57.8 00:18:43.2 00:19:41.6 00:21:44.6 00:24:43.3 00:25:40.6 00:28:51.2							
14.		Sanabria Elkin IRONMAN VC		1977	00:17:26.8	00:24:27.5	00:27:37.4	00:32:12.1	+00:10:06.8
M 41-50		1000m 2500m 4000m 5500m 7000m 8000m 9500m 11500m 12500m 14500m							
		00:02:31.5 00:06:28.9 00:11:14.4 00:15:54.7 00:18:43.8 00:19:52.5 00:22:16.7 00:25:40.3 00:26:47.1 00:30:20.1							

ROUVY

ELITE

Santini

NUTREND®





























Rank cat	Jersey	Name	CoR	DoB	INT1	INT2	INT3	Finishtime	
15.		Setiawan Wawan Team Mitzy		1975	00:19:02.9	00:25:52.6	00:28:55.5	00:33:24.9	+00:11:19.7
M 41-50		1000m 00:02:23.6 2500m 00:06:34.0 4000m 00:11:56.3 5500m 00:17:15.3 7000m 00:20:16.6 8000m 00:21:22.2 9500m 00:23:42.8 11500m 00:27:02.3 12500m 00:28:07.9 14500m 00:31:33.1							
16.		Foster Matthew		1973	00:21:48.5	00:28:50.2	00:31:47.4	00:37:24.0	+00:15:18.7
M 41-50		1000m 00:02:28.6 2500m 00:07:28.4 4000m 00:13:36.4 5500m 00:19:46.6 7000m 00:23:05.2 8000m 00:24:07.8 9500m 00:26:29.9 11500m 00:30:00.1 12500m 00:31:01.8 14500m 00:34:46.1							
17.		Hughes Gary		1975	00:22:55.5	00:30:19.6	00:33:11.0	00:39:30.5	+00:17:25.3
M 41-50		1000m 00:02:21.4 2500m 00:07:09.0 4000m 00:13:43.4 5500m 00:20:35.4 7000m 00:24:11.0 8000m 00:25:11.2 9500m 00:27:39.7 11500m 00:31:29.1 12500m 00:32:27.9 14500m 00:36:36.6							
18.		-Conradie Claude-		1978	00:27:14.9	00:33:44.8	00:36:27.4	00:42:00.9	+00:19:55.7
M 41-50		1000m 00:05:44.4 2500m 00:10:42.9 4000m 00:17:53.8 5500m 00:24:52.9 7000m 00:28:31.2 8000m 00:29:26.5 9500m 00:31:33.0 11500m 00:34:49.3 12500m 00:35:45.1 14500m 00:39:22.5							
19.		Sam Ng		1980	00:26:18.7	00:33:55.6	00:36:45.8	00:42:54.3	+00:20:49.0
M 41-50		1000m 00:03:00.3 2500m 00:08:49.8 4000m 00:16:32.1 5500m 00:23:57.6 7000m 00:27:43.3 8000m 00:28:46.2 9500m 00:31:15.6 11500m 00:35:05.3 12500m 00:36:03.1 14500m 00:40:03.0							
20.		Toegel Florian		1972	00:31:11.5	00:38:18.1	00:41:25.7	00:46:44.0	+00:24:38.7
M 41-50		1000m 00:09:38.1 2500m 00:15:43.7 4000m 00:22:37.4 5500m 00:29:06.5 7000m 00:32:28.6 8000m 00:33:31.3 9500m 00:35:54.1 11500m 00:39:32.6 12500m 00:40:38.8 14500m 00:44:20.4							

ROUVY

ELITE

Santini

NUTREND®













Rank cat	Jersey	Name	CoR	DoB	INT1	INT2	INT3	Finishtime	
1.		Gregory Kevin King Racing Group		1968	00:12:40.0	00:17:58.2	00:20:25.6	00:23:54.7	+00:00:00.0
M 51-60		1000m 2500m 4000m 5500m 7000m 8000m 9500m 11500m 12500m 14500m							
		00:01:35.3 00:04:26.0 00:07:58.7 00:11:29.5 00:13:41.4 00:14:34.4 00:16:21.3 00:18:54.3 00:19:46.7 00:22:25.1							
2.		Hann Alan		1963	00:14:02.2	00:19:38.0	00:22:14.6	00:26:02.3	+00:02:07.6
M 51-60		1000m 2500m 4000m 5500m 7000m 8000m 9500m 11500m 12500m 14500m							
		00:01:43.2 00:04:52.9 00:08:47.7 00:12:43.9 00:15:06.3 00:16:02.9 00:17:53.5 00:20:36.8 00:21:33.3 00:24:20.8							
3.		Biggs Mike		1962	00:15:06.2	00:20:44.8	00:23:15.8	00:27:15.5	+00:03:20.7
M 51-60		1000m 2500m 4000m 5500m 7000m 8000m 9500m 11500m 12500m 14500m							
		00:01:49.4 00:05:08.3 00:09:19.2 00:13:39.3 00:16:10.7 00:17:05.5 00:18:58.2 00:21:43.7 00:22:37.2 00:25:30.4							
4.		Shaner Leon Cadieux Bicycle Club		1969	00:15:29.0	00:21:05.1	00:23:33.8	00:27:26.0	+00:03:31.3
M 51-60		1000m 2500m 4000m 5500m 7000m 8000m 9500m 11500m 12500m 14500m							
		00:01:59.4 00:05:06.3 00:09:23.9 00:14:00.5 00:16:35.3 00:17:27.4 00:19:17.3 00:22:02.7 00:22:55.4 00:25:43.6							
5.		Brodeur Patrick XolloX		1970	00:15:29.4	00:21:23.2	00:24:04.8	00:28:12.2	+00:04:17.4
M 51-60		1000m 2500m 4000m 5500m 7000m 8000m 9500m 11500m 12500m 14500m							
		00:01:48.5 00:05:11.2 00:09:34.2 00:14:00.6 00:16:36.2 00:17:35.4 00:19:33.8 00:22:25.4 00:23:22.4 00:26:22.2							
6.		slager Rob		1966	00:15:49.6	00:22:07.9	00:24:58.5	00:29:13.5	+00:05:18.7
M 51-60		1000m 2500m 4000m 5500m 7000m 8000m 9500m 11500m 12500m 14500m							
		00:01:57.5 00:05:35.4 00:09:59.3 00:14:24.7 00:17:00.1 00:18:01.8 00:20:09.8 00:23:13.3 00:24:14.8 00:27:25.4							
7.		Davis Rick		1970	00:17:12.9	00:23:17.8	00:26:04.1	00:30:15.7	+00:06:20.9
M 51-60		1000m 2500m 4000m 5500m 7000m 8000m 9500m 11500m 12500m 14500m							
		00:02:26.6 00:06:22.8 00:11:02.0 00:15:45.7 00:18:22.7 00:19:22.3 00:21:25.3 00:24:24.0 00:25:22.4 00:28:22.7							
8.		Rankovic Milos		1962	00:16:27.0	00:22:39.3	00:25:24.0	00:30:15.7	+00:06:20.9
M 51-60		1000m 2500m 4000m 5500m 7000m 8000m 9500m 11500m 12500m 14500m							
		00:01:57.2 00:05:36.3 00:10:09.7 00:14:49.3 00:17:35.6 00:18:34.2 00:20:38.2 00:23:45.0 00:24:42.1 00:28:05.1							
9.		Marshall Rex		1963	00:16:50.2	00:23:26.3	00:26:24.1	00:30:45.6	+00:06:50.8
M 51-60		1000m 2500m 4000m 5500m 7000m 8000m 9500m 11500m 12500m 14500m							
		00:02:13.4 00:05:59.5 00:10:36.7 00:15:17.7 00:18:06.7 00:19:11.2 00:21:25.7 00:24:35.0 00:25:37.4 00:28:55.9							
10.		Ward Eric Mental Anguish Cycling		1970	00:17:34.3	00:23:38.8	00:26:17.2	00:30:49.3	+00:06:54.5
M 51-60		1000m 2500m 4000m 5500m 7000m 8000m 9500m 11500m 12500m 14500m							
		00:02:06.2 00:05:59.4 00:10:56.9 00:15:56.6 00:18:42.1 00:19:38.5 00:21:40.7 00:24:40.9 00:25:36.4 00:28:50.3							
11.		donnadieu gustavo Equilibrium		1970	00:17:52.1	00:23:58.2	00:26:35.0	00:31:00.2	+00:07:05.4
M 51-60		1000m 2500m 4000m 5500m 7000m 8000m 9500m 11500m 12500m 14500m							
		00:02:15.3 00:06:16.5 00:11:13.0 00:16:13.9 00:19:01.2 00:19:57.8 00:21:59.9 00:25:00.1 00:25:54.7 00:29:04.2							
12.		Biancalana Brad GSD Cycling		1961	00:19:08.5	00:25:04.3	00:27:37.8	00:32:16.7	+00:08:21.9
M 51-60		1000m 2500m 4000m 5500m 7000m 8000m 9500m 11500m 12500m 14500m							
		00:02:00.6 00:06:04.8 00:11:38.7 00:17:20.5 00:20:17.1 00:21:10.5 00:23:06.6 00:26:04.7 00:26:59.4 00:30:04.8							
13.		Canon Javier Grufit Colombia		1967	00:18:29.2	00:25:24.6	00:28:25.9	00:33:34.2	+00:09:39.4
M 51-60		1000m 2500m 4000m 5500m 7000m 8000m 9500m 11500m 12500m 14500m							
		00:02:04.5 00:06:18.7 00:11:32.5 00:16:48.5 00:19:44.7 00:20:49.1 00:23:10.4 00:26:34.7 00:27:38.6 00:31:25.0							
14.		Castillo Marco ArCastle		1967	00:18:54.5	00:25:44.7	00:28:40.0	00:33:35.9	+00:09:41.1
M 51-60		1000m 2500m 4000m 5500m 7000m 8000m 9500m 11500m 12500m 14500m							
		00:02:14.6 00:06:21.7 00:11:52.4 00:17:12.7 00:20:10.1 00:21:12.4 00:23:30.8 00:26:53.3 00:27:54.7 00:31:25.8							

ROUVY

ELITE

Santini

NUTREND®













Rank cat	Jersey	Name	CoR	DoB	INT1	INT2	INT3	Finishtime			
15.		Milne Duncan		1970	00:18:48.3	00:25:39.4	00:28:31.0	00:34:07.5	+00:10:12.7		
M 51-60					Username canadadunc						
		1000m	2500m	4000m	5500m	7000m	8000m	9500m	11500m	12500m	14500m
		00:02:27.4	00:06:45.0	00:11:52.5	00:17:05.5	00:20:01.6	00:21:02.5	00:23:24.5	00:26:46.7	00:27:46.7	00:31:27.8
16.		Rodriguez Jose		1965	00:20:01.6	00:26:37.5	00:29:26.2	00:34:40.1	+00:10:45.3		
M 51-60					Username brod311						
		1000m	2500m	4000m	5500m	7000m	8000m	9500m	11500m	12500m	14500m
		00:02:22.4	00:06:46.2	00:12:22.5	00:18:08.7	00:21:12.7	00:22:12.9	00:24:24.9	00:27:43.6	00:28:43.2	00:32:14.5
17.		Hollister John		1966	00:20:32.0	00:27:33.6	00:30:30.4	00:35:09.1	+00:11:14.3		
M 51-60					Username J.Hollister						
		1000m	2500m	4000m	5500m	7000m	8000m	9500m	11500m	12500m	14500m
		00:02:17.3	00:06:39.2	00:12:21.6	00:18:31.2	00:21:49.6	00:22:52.4	00:25:15.7	00:28:43.3	00:29:45.9	00:33:10.3
18.		Leonard Joseph		1968	00:21:46.7	00:28:11.7	00:30:57.3	00:36:08.5	+00:12:13.7		
M 51-60					Username ragbraijoe						
		1000m	2500m	4000m	5500m	7000m	8000m	9500m	11500m	12500m	14500m
		00:02:42.7	00:07:32.6	00:13:47.7	00:19:54.9	00:22:58.5	00:23:57.2	00:26:05.1	00:29:16.5	00:30:14.4	00:33:45.6
19.		Ferncez George		1963	00:23:16.6	00:29:52.6	00:32:37.6	00:38:12.5	+00:14:17.7		
M 51-60					Username GcezhBCa						
		1000m	2500m	4000m	5500m	7000m	8000m	9500m	11500m	12500m	14500m
		00:02:38.6	00:07:10.1	00:13:01.1	00:21:11.4	00:24:31.9	00:25:30.2	00:27:42.4	00:30:56.6	00:31:55.4	00:35:37.6
20.		Silver Brian		1967	00:22:51.5	00:30:20.9	00:33:25.2	00:39:09.5	+00:15:14.7		
M 51-60					Username bsilver						
		1000m	2500m	4000m	5500m	7000m	8000m	9500m	11500m	12500m	14500m
		00:02:42.6	00:07:52.6	00:14:21.8	00:20:53.0	00:24:12.0	00:25:17.6	00:27:51.7	00:31:33.0	00:32:37.0	00:36:41.3

ROUVY







ELITE

Santini

NUTREND®









Rank cat	Jersey	Name	CoR	DoB	INT1	INT2	INT3	Finishtime			
1.		Hamel Louis		1959	00:15:40.3	00:21:21.6	00:23:53.5	00:27:51.7	+00:00:00.0		
M 60+					Username louishamel						
		1000m 00:01:47.3	2500m 00:05:12.1	4000m 00:09:39.5	5500m 00:14:13.7	7000m 00:16:45.3	8000m 00:17:39.6	9500m 00:19:32.6	11500m 00:22:20.9	12500m 00:23:14.6	14500m 00:26:06.7
2.		Nishio Leo		1957	00:18:21.6	00:24:28.7	00:27:09.1	00:31:42.4	+00:03:50.6		
M 60+					Username housedog						
		1000m 00:02:04.2	2500m 00:05:59.3	4000m 00:11:16.4	5500m 00:16:44.3	7000m 00:19:31.3	8000m 00:20:29.8	9500m 00:22:26.3	11500m 00:25:31.8	12500m 00:26:29.1	14500m 00:29:37.4
3.		Spitser Larry		1952	00:20:30.4	00:27:53.3	00:30:59.8	00:36:53.5	+00:09:01.7		
M 60+					Username caad8						
		1000m 00:02:30.3	2500m 00:06:59.2	4000m 00:12:44.1	5500m 00:18:30.9	7000m 00:21:49.5	8000m 00:22:57.3	9500m 00:25:30.5	11500m 00:29:06.5	12500m 00:30:12.0	14500m 00:34:11.4
4.		guenette jean claude		1951	00:21:28.1	00:28:27.8	00:31:25.2	00:37:08.3	+00:09:16.5		
M 60+					Username arcenciel						
		1000m 00:02:51.5	2500m 00:07:26.3	4000m 00:13:37.2	5500m 00:19:38.4	7000m 00:22:48.4	8000m 00:23:49.6	9500m 00:26:03.5	11500m 00:29:39.6	12500m 00:30:40.3	14500m 00:34:35.1
5.		Swartz Joe		1960	00:22:02.0	00:29:24.6	00:32:31.8	00:37:22.1	+00:09:30.3		
M 60+					Username swartzjm						
		1000m 00:02:56.4	2500m 00:07:55.2	4000m 00:13:57.5	5500m 00:19:57.6	7000m 00:23:24.6	8000m 00:24:33.8	9500m 00:27:04.2	11500m 00:30:35.5	12500m 00:31:42.1	14500m 00:35:20.4
		Klasman Kevin		1951				DNF			
M 60+		Thursday Night Cycling Club			Username kklasman						
		1000m	2500m	4000m	5500m	7000m	8000m	9500m	11500m	12500m	14500m



Rank cat	Jersey	Name	CoR	DoB	INT1	INT2	INT3	Finishtime			
1.		Hrvatn Rebecca		1986	00:22:00.5	00:29:28.1	00:32:37.7	00:38:25.4	+00:00:00.0		
Username becstar											
W 31-40		1000m	2500m	4000m	5500m	7000m	8000m	9500m	11500m	12500m	14500m
		00:03:06.3	00:07:54.5	00:13:47.3	00:19:57.7	00:23:21.3	00:24:29.0	00:27:00.8	00:30:42.5	00:31:48.1	00:35:49.0
2.		Roos Joy		1990	00:22:35.4	00:30:25.2	00:33:44.8	00:39:44.7	+00:01:19.3		
Username joybeth											
W 31-40		1000m	2500m	4000m	5500m	7000m	8000m	9500m	11500m	12500m	14500m
		00:02:56.4	00:08:15.6								
3.		Ling Daisy		1987	00:23:06.7	00:31:08.7	00:34:29.0	00:40:22.7	+00:01:57.3		
Username crazydazcycling											
W 31-40		1000m	2500m	4000m	5500m	7000m	8000m	9500m	11500m	12500m	14500m
		00:02:42.5	00:07:26.0	00:14:11.6	00:20:58.1	00:24:27.1	00:25:37.4	00:28:26.2	00:32:25.8	00:33:36.6	00:37:54.5
















Rank cat	Jersey	Name	CoR	DoB	INT1	INT2	INT3	Finishtime	
1.		Hill Megan Rouvy Ambassador		1978	00:15:59.3	00:22:40.9	00:25:44.2	00:30:04.5	+00:00:00.0
W 41-50		1000m 00:02:00.3 2500m 00:05:42.6 4000m 00:10:03.7 5500m 00:14:33.1 7000m 00:17:12.5 8000m 00:18:18.8 9500m 00:20:38.2 11500m 00:23:48.8 12500m 00:24:54.9 14500m 00:28:20.8							
2.		Lategan Annalize Private		1974	00:15:46.1	00:22:32.4	00:25:38.0	00:30:05.1	+00:00:00.5
W 41-50		1000m 00:02:19.4 2500m 00:05:47.2 4000m 00:09:59.2 5500m 00:14:18.8 7000m 00:17:01.2 8000m 00:18:07.9 9500m 00:20:27.0 11500m 00:23:42.6 12500m 00:24:48.8 14500m 00:28:14.9							
3.		Flores Angie		1979	00:19:48.0	00:27:03.6	00:30:11.3	00:35:18.6	+00:05:14.0
W 41-50		1000m 00:02:21.4 2500m 00:06:41.9 4000m 00:12:20.6 5500m 00:17:55.9 7000m 00:21:08.1 8000m 00:22:15.5 9500m 00:24:44.8 11500m 00:28:16.1 12500m 00:29:22.3 14500m 00:33:01.8							
4.		Wantke Karen		1973	00:30:54.3	00:39:40.6	00:42:44.9	00:50:10.0	+00:20:05.5
W 41-50		1000m 00:03:12.8 2500m 00:10:13.5 4000m 00:19:44.5 5500m 00:28:15.8 7000m 00:32:20.4 8000m 00:33:23.5 9500m 00:36:18.2 11500m 00:40:56.7 12500m 00:41:58.8 14500m 00:46:48.2							






Rank cat	Jersey	Name	CoR	DoB	INT1	INT2	INT3	Finishtime			
1.		Habel Cindy		1965	00:21:13.5	00:27:53.3	00:30:39.3	00:35:51.5	+00:00:00.0		
W 50+		1000m 00:02:22.9	2500m 00:07:05.5	4000m 00:13:07.4	5500m 00:19:15.0	7000m 00:22:26.5	8000m 00:23:25.2	9500m 00:25:40.3	11500m 00:28:58.6	12500m 00:29:57.2	14500m 00:33:28.9
Username cindyhabel											
2.		Hutton Jo-Anne		1966	00:22:29.0	00:29:53.3	00:32:52.8	00:38:36.8	+00:02:45.3		
W 50+		1000m 00:02:36.6	2500m 00:07:45.3	4000m 00:13:52.6	5500m 00:20:16.0	7000m 00:23:48.6	8000m 00:24:52.2	9500m 00:27:25.3	11500m 00:31:03.4	12500m 00:32:06.4	14500m 00:36:02.1
Username joeyinbama											
3.		Loftin Elise		1965	00:23:20.1	00:30:49.7	00:33:55.3	00:39:34.6	+00:03:43.1		
W 50+		1000m 00:02:45.3	2500m 00:07:53.4	4000m 00:14:29.2	5500m 00:21:06.6	7000m 00:24:43.1	8000m 00:25:50.3	9500m 00:28:23.0	11500m 00:32:02.2	12500m 00:33:06.9	14500m 00:37:03.6
Username bluestar419											
4.		besnard tiffany		1969	00:22:57.1	00:30:39.7	00:33:49.3	00:39:50.9	+00:03:59.4		
W 50+		1000m 00:03:00.7	2500m 00:08:03.4	4000m 00:14:32.1	5500m 00:20:53.0	7000m 00:24:18.7	8000m 00:25:27.4	9500m 00:28:11.8	11500m 00:31:52.1	12500m 00:33:00.1	14500m 00:37:13.8
Username wickedangelintl											
5.		Crum Lori		1959	00:27:50.1	00:36:37.3	00:40:12.8	00:47:51.5	+00:11:59.9		
W 50+		1000m 00:03:12.3	2500m 00:09:22.9	4000m 00:17:16.5	5500m 00:25:15.4	7000m 00:29:19.5	8000m 00:30:37.5	9500m 00:33:43.7	11500m 00:37:59.5	12500m 00:39:15.4	14500m 00:44:12.4
Username rollyrecumbent											

ROUVY

ELITE

Santini

NUTREND®