













Official results





























TRAVEL THE WORLD - France | #4 | EU

Villes-sur-Auzon FR | #4

MU 20

Start time UTC: 18:00:00

Rank cat	Jersey	Name	CoR	DoB	INT1	INT2	INT3	Finishtime	
1.		Vondráček Matyáš ROUVY Specialized cycling team		2004	00:08:15.7	00:22:09.1	00:34:16.7	00:39:28.5	+00:00:00.0
MU 20		2000m 4000m 6000m 8000m 10000m 12000m 14000m 16000m 18000m 20000m			00:03:39.0 00:07:38.4 00:10:55.8 00:14:15.9 00:17:30.8 00:20:54.0 00:24:53.9 00:28:58.4 00:33:12.0 00:36:47.5				
2.		Kopecký Petr ROUVY Specialized cycling team		2003	00:09:23.8	00:23:06.6	00:35:40.9	00:40:47.3	+00:01:18.7
MU 20		2000m 4000m 6000m 8000m 10000m 12000m 14000m 16000m 18000m 20000m			00:04:03.9 00:08:43.4 00:12:04.6 00:15:26.7 00:18:44.9 00:22:05.9 00:26:07.0 00:30:13.6 00:34:35.2 00:38:10.5				
3.		Šísl bořek Rouvy Specialized Cycling team		2004	00:08:39.0	00:23:08.2	00:36:44.7	00:42:10.8	+00:02:42.2
MU 20		2000m 4000m 6000m 8000m 10000m 12000m 14000m 16000m 18000m 20000m			00:03:48.1 00:08:01.3 00:11:22.6 00:15:01.1 00:18:33.2 00:22:06.8 00:26:26.5 00:30:48.2 00:35:31.9 00:39:22.3				
4.		Veverica Marek		2002	00:10:25.5	00:26:02.3	00:41:03.7	00:46:02.6	+00:06:34.1
MU 20		2000m 4000m 6000m 8000m 10000m 12000m 14000m 16000m 18000m 20000m			00:04:37.3 00:09:41.4 00:13:31.4 00:17:19.9 00:21:01.3 00:24:51.7 00:29:27.6 00:34:21.6 00:39:17.2 00:43:21.7				
5.		Belo Francisco ADRAP		2002	00:13:16.5	00:33:34.3	00:49:47.9	00:55:31.5	+00:16:02.9
MU 20		2000m 4000m 6000m 8000m 10000m 12000m 14000m 16000m 18000m 20000m			00:05:49.7 00:12:28.2 00:18:14.1 00:22:11.5 00:26:46.3 00:31:33.4 00:37:06.5 00:42:45.8 00:48:07.3 00:52:43.4				
6.		Bilik Bruno MOBILATAK		2005	00:19:15.5	00:47:50.5	01:16:30.1	01:23:29.3	+00:44:00.8
MU 20		2000m 4000m 6000m 8000m 10000m 12000m 14000m 16000m 18000m 20000m			00:07:56.5 00:17:54.2 00:24:46.5 00:31:00.0 00:37:28.7 00:43:42.9 00:54:44.8 01:03:42.5 01:12:59.0 01:19:54.6				









Rank	cat	Jersey	Name	CoR	DoB	INT1	INT2	INT3	Finishtime	
1.			Sommer Anton		2000	00:08:04.6	00:21:00.0	00:31:44.4	00:36:34.1	+00:00:00.0
Username albsommer										
M 21-30			2000m 00:03:35.9 4000m 00:07:30.2 6000m 00:10:36.5 8000m 00:13:44.8 10000m 00:16:48.9 12000m 00:19:59.6 14000m 00:23:22.0 16000m 00:27:01.7 18000m 00:30:50.1 20000m 00:34:04.2							
2.			Koedijk Matthijs		1993	00:08:04.6	00:20:50.5	00:32:14.1	00:36:36.2	+00:00:02.0
Team Corractec Username blondemotor1993										
M 21-30			2000m 00:03:40.8 4000m 00:07:29.5 6000m 00:10:35.7 8000m 00:13:44.8 10000m 00:16:49.5 12000m 00:20:01.1 14000m 00:23:34.1 16000m 00:27:14.8 18000m 00:31:01.0 20000m 00:34:06.4							
3.			van der Heide Teun		1997	00:08:07.4	00:21:47.5	00:33:57.4	00:38:26.6	+00:01:52.5
wv Kapenga Username teun.vd.heide										
M 21-30			2000m 00:03:35.3 4000m 00:07:32.4 6000m 00:10:43.6 8000m 00:14:04.7 10000m 00:17:16.7 12000m 00:20:35.9 14000m 00:24:30.7 16000m 00:28:27.4 18000m 00:32:35.6 20000m 00:35:56.2							
4.			Vilimek Ondrej		1996	00:08:32.8	00:22:08.9	00:34:28.1	00:39:00.8	+00:02:26.7
FISCHER SKI KLUB VIMPERK Username ondrej.vilimek										
M 21-30			2000m 00:03:46.1 4000m 00:07:57.3 6000m 00:11:10.8 8000m 00:14:32.1 10000m 00:17:50.2 12000m 00:21:09.3 14000m 00:24:59.7 16000m 00:28:58.4 18000m 00:33:02.7 20000m 00:36:27.3							
5.			Bauer Thomas		1993	00:09:37.5	00:24:46.3	00:38:06.8	00:43:28.6	+00:06:54.4
Username thomas.bauer										
M 21-30			2000m 00:04:17.5 4000m 00:08:55.9 6000m 00:12:29.1 8000m 00:16:02.6 10000m 00:19:37.0 12000m 00:23:21.1 14000m 00:27:46.2 16000m 00:32:14.5 18000m 00:36:56.2 20000m 00:40:41.6							
6.			Pereira Joao		1996	00:10:25.7	00:25:45.3	00:39:15.5	00:44:20.6	+00:07:46.5
Username joaopereira										
M 21-30			2000m 00:04:45.5 4000m 00:09:40.3 6000m 00:13:31.4 8000m 00:17:22.0 10000m 00:20:53.3 12000m 00:24:38.8 14000m 00:28:55.6 16000m 00:33:23.0 18000m 00:38:01.0 20000m 00:41:47.1							
7.			Terra Emidio		1991	00:10:41.8	00:25:37.1	00:38:52.4	00:44:21.4	+00:07:47.2
Rouvy Ambassador Username emidioland										
M 21-30			2000m 00:04:51.7 4000m 00:09:57.3 6000m 00:13:34.6 8000m 00:17:13.8 10000m 00:20:48.5 12000m 00:24:33.8 14000m 00:28:44.2 16000m 00:33:08.1 18000m 00:37:42.6 20000m 00:41:30.3							
8.			Halva Jakub		1998	00:10:05.6	00:25:07.2	00:39:06.3	00:44:22.4	+00:07:48.3
Username neowayne										
M 21-30			2000m 00:04:31.7 4000m 00:09:21.1 6000m 00:12:59.5 8000m 00:16:45.9 10000m 00:20:20.2 12000m 00:24:01.5 14000m 00:28:21.4 16000m 00:33:05.9 18000m 00:37:53.9 20000m 00:41:46.2							
9.			Pack Tobias		1994	00:10:50.6	00:26:26.6	00:41:51.9	00:46:30.7	+00:09:56.6
Username tobias.pack										
M 21-30			2000m 00:04:59.3 4000m 00:10:09.6 6000m 00:14:00.0 8000m 00:17:39.9 10000m 00:21:13.5 12000m 00:25:07.0 14000m 00:30:01.5 16000m 00:35:08.0 18000m 00:40:12.7 20000m 00:44:02.9							
10.			Kottier Danique		2000	00:11:08.9	00:27:05.8	00:41:40.3	00:47:22.8	+00:10:48.6
Username daniquekottier										
M 21-30			2000m 00:05:26.6 4000m 00:10:24.6 6000m 00:14:12.9 8000m 00:18:03.2 10000m 00:21:39.4 12000m 00:25:36.9 14000m 00:30:11.6 16000m 00:34:59.5 18000m 00:40:18.7 20000m 00:44:30.2							
11.			Minore Marco		1993	00:11:41.1	00:27:18.7	00:42:33.8	00:47:50.3	+00:11:16.1
Username MarcoMinore										
M 21-30			2000m 00:05:51.6 4000m 00:10:56.3 6000m 00:14:45.8 8000m 00:18:44.2 10000m 00:22:30.8 12000m 00:26:15.3 14000m 00:31:35.2 16000m 00:36:28.3 18000m 00:41:26.2 20000m 00:45:14.7							
12.			Ludewigs Niclas		1991	00:11:20.1	00:27:42.9	00:43:27.2	00:48:56.0	+00:12:21.9
CK Aarhus Username NicoFlorian										
M 21-30			2000m 00:05:17.8 4000m 00:10:42.6 6000m 00:14:42.1 8000m 00:18:38.7 10000m 00:22:25.0 12000m 00:26:26.6 14000m 00:31:16.0 16000m 00:36:34.4 18000m 00:41:54.6 20000m 00:46:10.7							
13.			Troshin Alexander		1997	00:11:38.1	00:27:42.0	00:43:15.8	00:48:58.6	+00:12:24.5
Username novium										
M 21-30			2000m 00:05:15.8 4000m 00:10:28.2 6000m 00:14:31.2 8000m 00:18:30.4 10000m 00:22:24.7 12000m 00:26:23.6 14000m 00:31:13.3 16000m 00:36:23.1 18000m 00:41:49.2 20000m 00:46:05.8							
14.			Parma Radim		1999	00:11:46.8	00:28:05.2	00:44:00.2	00:49:36.2	+00:13:02.0
Username Rapa888										
M 21-30			2000m 00:04:58.4 4000m 00:10:39.8 6000m 00:14:42.3 8000m 00:18:40.5 10000m 00:22:39.9 12000m 00:26:41.8 14000m 00:31:49.4 16000m 00:36:55.5 18000m 00:42:29.6 20000m 00:46:47.2							

ROUVY

ELITE





























Santini

NUTREND®

Rank cat	Jersey	Name	CoR	DoB	INT1	INT2	INT3	Finishtime			
15.		Val Pierrick		1991	00:12:09.3	00:29:24.4	00:46:20.1	00:52:04.0	+00:15:29.9		
M 21-30					Username pierrick-v						
		2000m	4000m	6000m	8000m	10000m	12000m	14000m	16000m	18000m	20000m
		00:05:25.0	00:11:20.0	00:15:29.3	00:19:32.6	00:23:33.0	00:27:52.2	00:33:12.2	00:38:52.0	00:44:36.3	00:49:09.5
16.		Salamino Giovanni		1998	00:18:14.2	00:35:59.3	00:52:13.7	00:57:17.0	+00:20:42.8		
M 21-30		Team Frizzera Market			Username Giovanni_Salamino						
		2000m	4000m	6000m	8000m	10000m	12000m	14000m	16000m	18000m	20000m
		00:09:48.2	00:16:59.6	00:21:26.3	00:25:38.0	00:29:46.5	00:34:01.4	00:39:30.4	00:44:52.1	00:50:23.9	00:54:33.7
17.		Sollazzo Fabrizio		1991	00:18:05.5	00:35:54.1	00:51:51.3	00:57:41.9	+00:21:07.7		
M 21-30					Username alfabri						
		2000m	4000m	6000m	8000m	10000m	12000m	14000m	16000m	18000m	20000m
		00:10:10.6	00:16:47.7	00:21:27.5	00:25:38.8	00:29:46.4	00:34:12.4	00:39:30.2	00:44:51.3	00:50:31.9	00:54:36.8
		Munkhammar Tobias		1991	00:10:34.9	00:24:57.7	00:38:32.2	DNF			
M 21-30		Team Ted			Username Munk						
		2000m	4000m	6000m	8000m	10000m	12000m	14000m	16000m	18000m	20000m
		00:04:42.5	00:09:32.1	00:13:05.6	00:16:40.9	00:20:09.7	00:23:51.4	00:28:09.9	00:32:35.5	00:37:03.2	














Rank cat	Jersey	Name	CoR	DoB	INT1	INT2	INT3	Finishtime	
1.		De Paepe Pieter		1990	00:07:59.7	00:20:59.6	00:31:49.4	00:36:29.1	+00:00:00.0
M 31-40		2000m 00:03:30.3 4000m 00:07:25.3 6000m 00:10:35.4 8000m 00:13:44.8 10000m 00:16:49.8 12000m 00:20:01.0 14000m 00:23:21.4 16000m 00:26:55.5 18000m 00:30:35.1 20000m 00:33:46.3							
2.		Šneberger Jan		1985	00:08:04.7	00:20:49.7	00:32:15.0	00:36:35.9	+00:00:06.7
M 31-40		2000m 00:03:36.0 4000m 00:07:29.4 6000m 00:10:36.3 8000m 00:13:44.8 10000m 00:16:49.0 12000m 00:20:01.1 14000m 00:23:34.5 16000m 00:27:15.8 18000m 00:31:02.1 20000m 00:34:06.2							
3.		Pasqualini Frederic		1986	00:08:35.3	00:21:25.4	00:32:20.6	00:37:02.9	+00:00:33.7
M 31-40		2000m 00:04:05.0 4000m 00:08:03.7 6000m 00:11:06.7 8000m 00:14:10.7 10000m 00:17:10.6 12000m 00:20:16.8 14000m 00:23:54.3 16000m 00:27:40.6 18000m 00:31:28.3 20000m 00:34:38.5							
4.		Hanlon Thomas		1990	00:08:04.7	00:21:07.5	00:32:26.9	00:37:36.6	+00:01:07.4
M 31-40		2000m 00:03:36.0 4000m 00:07:29.5 6000m 00:10:36.3 8000m 00:13:45.6 10000m 00:16:49.7 12000m 00:20:01.1 14000m 00:23:40.5 16000m 00:27:29.8 18000m 00:31:29.5 20000m 00:34:52.8							
5.		Jäsberg Atte		1990	00:08:22.2	00:20:54.2	00:33:17.0	00:37:54.9	+00:01:25.7
M 31-40		2000m 00:03:29.8 4000m 00:07:24.4 6000m 00:10:35.0 8000m 00:13:44.2 10000m 00:16:48.7 12000m 00:20:00.7 14000m 00:23:48.1 16000m 00:27:47.8 18000m 00:31:55.3 20000m 00:35:17.3							
6.		Dawidek Robert		1983	00:08:29.6	00:21:39.5	00:33:29.1	00:38:04.3	+00:01:35.1
M 31-40		2000m 00:03:43.1 4000m 00:07:30.3 6000m 00:10:42.7 8000m 00:13:59.9 10000m 00:17:10.9 12000m 00:20:29.3 14000m 00:24:18.4 16000m 00:28:09.9 18000m 00:32:09.5 20000m 00:35:30.9							
7.		Sebille Jean		1986	00:08:16.7	00:21:28.9	00:33:26.8	00:38:04.4	+00:01:35.2
M 31-40		2000m 00:03:41.2 4000m 00:07:38.7 6000m 00:10:53.5 8000m 00:14:05.9 10000m 00:17:17.1 12000m 00:20:37.4 14000m 00:24:18.9 16000m 00:28:09.4 18000m 00:32:05.5 20000m 00:35:27.2							
8.		Nýč Michal		1982	00:08:34.0	00:22:05.6	00:33:36.2	00:38:25.3	+00:01:56.1
M 31-40		2000m 00:03:54.4 4000m 00:07:56.6 6000m 00:11:10.0 8000m 00:14:26.2 10000m 00:17:37.0 12000m 00:20:56.2 14000m 00:24:43.5 16000m 00:28:39.1 18000m 00:32:34.7 20000m 00:35:55.8							
9.		Sala Mateusz		1982	00:08:41.3	00:21:41.4	00:33:47.6	00:38:26.7	+00:01:57.5
M 31-40		2000m 00:03:41.1 4000m 00:07:37.4 6000m 00:10:55.8 8000m 00:14:13.8 10000m 00:17:31.2 12000m 00:20:47.0 14000m 00:24:33.6 16000m 00:28:22.9 18000m 00:32:24.8 20000m 00:35:51.0							
10.		Kocurek Jaroslav		1981	00:08:19.5	00:21:57.9	00:34:00.7	00:39:02.0	+00:02:32.9
M 31-40		2000m 00:03:41.9 4000m 00:07:41.5 6000m 00:11:00.5 8000m 00:14:18.8 10000m 00:17:30.7 12000m 00:20:46.4 14000m 00:24:33.4 16000m 00:28:38.2 18000m 00:32:55.0 20000m 00:36:27.2							
11.		Linde Peter		1986	00:08:33.7	00:22:06.6	00:34:02.5	00:39:03.2	+00:02:34.0
M 31-40		2000m 00:03:48.3 4000m 00:07:57.5 6000m 00:11:14.6 8000m 00:14:35.2 10000m 00:17:49.2 12000m 00:21:09.4 14000m 00:24:59.8 16000m 00:28:58.1 18000m 00:33:02.9 20000m 00:36:27.4							
12.		Varela Paul		1989	00:08:37.9	00:22:05.7	00:34:34.5	00:39:16.8	+00:02:47.6
M 31-40		2000m 00:03:56.0 4000m 00:08:01.5 6000m 00:11:19.0 8000m 00:14:35.2 10000m 00:17:48.9 12000m 00:21:10.3 14000m 00:24:59.7 16000m 00:28:59.4 18000m 00:33:07.0 20000m 00:36:39.2							
13.		Machado Andre		1987	00:08:38.1	00:22:52.6	00:35:28.9	00:40:19.8	+00:03:50.6
M 31-40		2000m 00:03:59.1 4000m 00:07:58.6 6000m 00:11:18.9 8000m 00:14:50.1 10000m 00:18:14.1 12000m 00:21:39.5 14000m 00:25:41.2 16000m 00:29:54.8 18000m 00:34:04.5 20000m 00:37:38.5							
14.		Nackalns Raitis		1986	00:09:23.4	00:23:14.7	00:35:28.1	00:40:30.6	+00:04:01.4
M 31-40		2000m 00:04:20.4 4000m 00:08:45.7 6000m 00:12:07.4 8000m 00:15:31.5 10000m 00:18:43.3 12000m 00:22:01.5 14000m 00:26:00.3 16000m 00:30:13.8 18000m 00:34:25.7 20000m 00:37:56.7							

ROUVY

ELITE

Santini

NUTREND®























Rank cat	Jersey	Name	CoR	DoB	INT1	INT2	INT3	Finishtime	
15.		Barton David		1983	00:09:14.4	00:23:23.2	00:35:53.1	00:40:47.3	+00:04:18.1
M 31-40		2000m 00:04:14.2 4000m 00:08:38.0 6000m 00:12:01.2 8000m 00:15:26.2 10000m 00:18:44.3 12000m 00:22:07.5 14000m 00:26:12.1 16000m 00:30:23.0 18000m 00:34:47.4 20000m 00:38:19.8							
16.		Benedik Jean-Philippe		1983	00:09:24.4	00:23:36.7	00:36:00.0	00:41:10.7	+00:04:41.6
M 31-40		2000m 00:04:20.2 4000m 00:08:43.8 6000m 00:12:08.8 8000m 00:15:31.5 10000m 00:18:48.5 12000m 00:22:19.6 14000m 00:26:29.2 16000m 00:30:40.0 18000m 00:34:55.5 20000m 00:38:29.1							
17.		Buttle David		1986	00:09:35.0	00:23:30.3	00:36:17.3	00:41:18.7	+00:04:49.5
M 31-40		2000m 00:04:24.1 4000m 00:08:55.7 6000m 00:12:18.3 8000m 00:15:43.4 10000m 00:18:58.8 12000m 00:22:24.7 14000m 00:26:28.6 16000m 00:30:42.1 18000m 00:35:06.9 20000m 00:38:44.1							
18.		Libra Mirek NOVATOP BIKE TEAM		1989	00:09:00.9	00:23:27.4	00:36:23.5	00:41:27.7	+00:04:58.5
M 31-40		2000m 00:04:04.2 4000m 00:08:26.9 6000m 00:11:42.0 8000m 00:15:10.4 10000m 00:18:37.3 12000m 00:22:16.9 14000m 00:26:30.7 16000m 00:30:50.1 18000m 00:35:20.9 20000m 00:38:50.2							
19.		Gulikers Serge		1982	00:09:25.4	00:23:24.1	00:36:42.4	00:41:27.8	+00:04:58.6
M 31-40		2000m 00:04:33.5 4000m 00:08:49.7 6000m 00:12:09.9 8000m 00:15:36.2 10000m 00:18:56.4 12000m 00:22:18.9 14000m 00:26:30.6 16000m 00:30:48.0 18000m 00:35:10.6 20000m 00:38:45.3							
20.		Hájek Míra Iveco Truck Centrum		1986	00:09:14.2	00:23:11.1	00:36:24.5	00:41:28.4	+00:04:59.2
M 31-40		2000m 00:04:16.4 4000m 00:08:39.0 6000m 00:12:00.8 8000m 00:15:26.6 10000m 00:18:44.6 12000m 00:22:06.8 14000m 00:26:16.6 16000m 00:30:37.7 18000m 00:35:13.7 20000m 00:38:58.1							
21.		Ceniga Peter ETOS Slovakia		1990	00:09:56.6	00:23:47.5	00:37:00.9	00:41:49.2	+00:05:20.0
M 31-40		2000m 00:04:29.6 4000m 00:08:54.0 6000m 00:12:20.0 8000m 00:15:47.4 10000m 00:19:10.7 12000m 00:22:40.9 14000m 00:26:50.4 16000m 00:31:05.0 18000m 00:35:26.0 20000m 00:39:10.3							
22.		Pawlus Paweł		1981	00:09:30.2	00:23:47.4	00:36:37.6	00:41:49.6	+00:05:20.4
M 31-40		2000m 00:04:17.9 4000m 00:08:48.1 6000m 00:12:21.4 8000m 00:15:47.4 10000m 00:19:11.5 12000m 00:22:41.0 14000m 00:26:51.4 16000m 00:31:08.3 18000m 00:35:31.8 20000m 00:39:07.1							
23.		Robinson James		1983	00:10:03.3	00:24:12.8	00:37:16.6	00:41:55.1	+00:05:25.9
M 31-40		2000m 00:04:49.6 4000m 00:09:24.0 6000m 00:12:54.4 8000m 00:16:22.6 10000m 00:19:42.7 12000m 00:23:12.2 14000m 00:27:14.7 16000m 00:31:24.5 18000m 00:35:48.0 20000m 00:39:20.4							
24.		Stavač Ľubomír L.O.R.A.F.		1990	00:09:38.2	00:23:47.5	00:37:27.0	00:41:55.4	+00:05:26.2
M 31-40		2000m 00:04:25.4 4000m 00:09:01.7 6000m 00:12:22.3 8000m 00:15:47.6 10000m 00:19:10.8 12000m 00:22:41.1 14000m 00:26:51.3 16000m 00:31:14.0 18000m 00:35:53.9 20000m 00:39:28.3							
25.		Idec Łukasz Czarne Stoińca		1981	00:10:03.6	00:24:39.2	00:37:17.6	00:41:55.4	+00:05:26.2
M 31-40		2000m 00:04:53.7 4000m 00:09:22.2 6000m 00:12:51.3 8000m 00:16:28.9 10000m 00:19:51.6 12000m 00:23:23.4 14000m 00:27:25.6 16000m 00:31:38.6 18000m 00:35:53.0 20000m 00:39:20.4							
26.		Oswald Martin Bike Passion		1982	00:09:52.6	00:24:24.6	00:37:28.8	00:42:20.0	+00:05:50.8
M 31-40		2000m 00:04:41.4 4000m 00:09:15.1 6000m 00:12:43.4 8000m 00:16:14.5 10000m 00:19:34.5 12000m 00:23:04.0 14000m 00:27:15.6 16000m 00:31:30.1 18000m 00:35:57.9 20000m 00:39:37.5							
27.		Zalig Iztok OOC		1983	00:09:37.3	00:23:50.1	00:37:09.6	00:42:20.2	+00:05:51.0
M 31-40		2000m 00:04:21.5 4000m 00:08:54.7 6000m 00:12:29.1 8000m 00:15:58.2 10000m 00:19:15.4 12000m 00:22:45.6 14000m 00:26:57.7 16000m 00:31:22.0 18000m 00:35:59.1 20000m 00:39:42.5							
28.		Segatto Simone Rodman		1982	00:10:05.4	00:24:27.8	00:38:00.5	00:42:35.3	+00:06:06.2
M 31-40		2000m 00:04:56.7 4000m 00:09:29.1 6000m 00:12:51.4 8000m 00:16:23.7 10000m 00:19:45.0 12000m 00:23:20.1 14000m 00:27:34.0 16000m 00:31:56.4 18000m 00:36:29.2 20000m 00:40:08.6							

ROUVY

ELITE

Santini

NUTREND®

























Rank cat	Jersey	Name	CoR	DoB	INT1	INT2	INT3	Finishtime	
29.		Sivec Michal L.O.R.A.F.		1990	00:09:29.4	00:23:59.4	00:37:46.8	00:42:39.1	+00:06:10.0
M 31-40		2000m 4000m 6000m 8000m 10000m 12000m 14000m 16000m 18000m 20000m			00:04:13.2 00:08:49.7 00:12:24.2 00:15:55.5 00:19:20.6 00:22:54.2 00:27:10.9 00:31:35.5 00:36:13.3 00:39:58.5				
30.		Wishart David		1985	00:09:34.6	00:24:31.1	00:37:29.7	00:42:44.7	+00:06:15.5
M 31-40		2000m 4000m 6000m 8000m 10000m 12000m 14000m 16000m 18000m 20000m			00:04:15.4 00:08:47.8 00:12:27.3 00:15:56.6 00:19:40.7 00:23:11.1 00:27:24.8 00:31:43.2 00:36:20.0 00:40:03.8				
31.		Schneider Michael		1985	00:10:12.4	00:24:12.6	00:37:43.7	00:42:51.0	+00:06:21.8
M 31-40		2000m 4000m 6000m 8000m 10000m 12000m 14000m 16000m 18000m 20000m			00:04:26.3 00:09:07.8 00:12:42.2 00:16:16.4 00:19:40.8 00:23:13.0 00:27:21.8 00:31:46.3 00:36:32.0 00:40:16.7				
32.		Rudnicki Wojciech		1983	00:10:07.3	00:24:54.1	00:37:46.0	00:42:51.3	+00:06:22.1
M 31-40		2000m 4000m 6000m 8000m 10000m 12000m 14000m 16000m 18000m 20000m			00:04:39.5 00:09:24.1 00:12:58.4 00:16:28.9 00:19:57.0 00:23:33.4 00:27:50.0 00:32:12.6 00:36:39.3 00:40:13.8				
33.		M-ski Mariusz STC Sokółów Podlaski		1986	00:09:37.5	00:24:03.7	00:37:58.7	00:43:00.7	+00:06:31.5
M 31-40		2000m 4000m 6000m 8000m 10000m 12000m 14000m 16000m 18000m 20000m			00:04:19.4 00:08:58.1 00:12:28.2 00:15:58.4 00:19:22.6 00:22:51.9 00:27:17.5 00:31:51.4 00:36:39.3 00:40:32.7				
34.		Desbiolles Sebastien		1982	00:09:57.6	00:24:10.6	00:38:22.4	00:43:12.6	+00:06:43.4
M 31-40		2000m 4000m 6000m 8000m 10000m 12000m 14000m 16000m 18000m 20000m			00:04:21.4 00:08:53.8 00:12:29.3 00:15:57.4 00:19:22.7 00:23:00.9 00:27:19.9 00:31:57.5 00:36:42.2 00:40:33.8				
35.		Barthel Silvio Team Erdinger alkoholfrei		1981	00:09:42.3	00:24:15.6	00:38:35.6	00:43:38.4	+00:07:09.3
M 31-40		2000m 4000m 6000m 8000m 10000m 12000m 14000m 16000m 18000m 20000m			00:04:24.0 00:09:02.1 00:12:33.2 00:16:06.7 00:19:34.0 00:23:09.3 00:27:29.0 00:32:07.5 00:36:54.2 00:40:54.0				
36.		Bonckaert Wim		1981	00:10:03.3	00:24:48.9	00:38:25.0	00:43:43.4	+00:07:14.2
M 31-40		2000m 4000m 6000m 8000m 10000m 12000m 14000m 16000m 18000m 20000m			00:04:41.7 00:09:20.2 00:12:54.5 00:16:29.7 00:19:56.8 00:23:39.2 00:28:02.8 00:32:33.6 00:37:13.7 00:40:59.8				
37.		Schreiber Chris		1988	00:10:30.9	00:25:31.1	00:38:51.4	00:44:13.3	+00:07:44.2
M 31-40		2000m 4000m 6000m 8000m 10000m 12000m 14000m 16000m 18000m 20000m			00:04:55.4 00:09:51.0 00:13:26.5 00:17:07.6 00:20:43.3 00:24:21.8 00:28:43.2 00:33:09.1 00:37:40.6 00:41:28.9				
38.		Hvorečný Jaroslav Fatra Team		1981	00:10:36.5	00:25:09.9	00:39:15.7	00:44:16.6	+00:07:47.4
M 31-40		2000m 4000m 6000m 8000m 10000m 12000m 14000m 16000m 18000m 20000m			00:05:14.4 00:09:57.4 00:13:29.4 00:17:01.9 00:20:26.0 00:24:02.5 00:28:17.3 00:33:11.1 00:37:57.8 00:41:46.2				
39.		Bosch Philipp		1987	00:10:29.8	00:25:33.1	00:39:06.3	00:44:24.8	+00:07:55.6
M 31-40		2000m 4000m 6000m 8000m 10000m 12000m 14000m 16000m 18000m 20000m			00:04:57.6 00:09:48.5 00:13:26.7 00:17:07.9 00:20:44.5 00:24:22.5 00:28:45.4 00:33:10.3 00:37:53.6 00:41:43.1				
40.		Di Cristo Giuseppe ASD ROKKA BIKE		1982	00:11:16.9	00:26:06.4	00:40:11.2	00:44:34.2	+00:08:05.0
M 31-40		2000m 4000m 6000m 8000m 10000m 12000m 14000m 16000m 18000m 20000m			00:05:09.5 00:10:42.6 00:14:02.0 00:17:24.8 00:20:43.9 00:24:33.9 00:28:55.5 00:33:30.3 00:38:15.2 00:42:09.3				
41.		Vollmer Andi		1983	00:10:20.5	00:25:02.1	00:39:28.6	00:44:39.5	+00:08:10.3
M 31-40		2000m 4000m 6000m 8000m 10000m 12000m 14000m 16000m 18000m 20000m			00:04:58.9 00:09:40.0 00:13:14.6 00:16:47.9 00:20:15.3 00:23:51.5 00:28:25.0 00:33:12.0 00:38:05.1 00:42:04.6				
42.		Felgueiras Vítor Bandarras Clube Ciclismo de Trancoso		1981	00:10:11.0	00:25:27.2	00:39:25.3	00:44:48.2	+00:08:19.0
M 31-40		2000m 4000m 6000m 8000m 10000m 12000m 14000m 16000m 18000m 20000m			00:04:25.2 00:08:58.8 00:12:51.1 00:16:45.6 00:20:16.8 00:24:00.3 00:28:34.2 00:33:19.9 00:38:11.9 00:42:06.4				

ROUVY

ELITE

Santini

NUTREND®





















Rank cat	Jersey	Name	CoR	DoB	INT1	INT2	INT3	Finishtime			
43.		Foley Matthew		1981	00:10:13.8	00:25:09.3	00:40:07.9	00:44:50.7	+00:08:21.5		
M 31-40		2000m 00:04:29.6	4000m 00:09:31.1	6000m 00:13:09.7	8000m 00:16:50.7	10000m 00:20:19.1	12000m 00:23:56.4	14000m 00:28:26.4	16000m 00:33:09.9	18000m 00:38:23.0	20000m 00:42:16.6
44.		Bienias Łukasz		1984	00:10:43.9	00:26:38.6	00:40:11.8	00:45:10.0	+00:08:40.8		
M 31-40		2000m 00:05:04.7	4000m 00:10:02.4	6000m 00:13:43.6	8000m 00:17:42.0	10000m 00:21:28.6	12000m 00:25:25.1	14000m 00:29:53.6	16000m 00:34:28.3	18000m 00:39:02.1	20000m 00:42:38.5
45.		Gallo Raul		1984	00:11:00.9	00:25:58.7	00:39:42.6	00:45:15.1	+00:08:45.9		
M 31-40		2000m 00:05:05.7	4000m 00:09:53.4	6000m 00:13:32.7	8000m 00:17:19.9	10000m 00:20:52.5	12000m 00:24:33.8	14000m 00:28:57.3	16000m 00:33:34.1	18000m 00:38:29.0	20000m 00:42:20.6
46.		Šedovič Martin		1985	00:11:06.0	00:26:02.0	00:40:03.8	00:45:16.8	+00:08:47.6		
M 31-40		2000m 00:04:58.5	4000m 00:09:59.4	6000m 00:13:47.8	8000m 00:17:29.0	10000m 00:20:54.2	12000m 00:24:36.7	14000m 00:29:02.7	16000m 00:33:48.4	18000m 00:38:45.0	20000m 00:42:36.7
47.		Blankenberger Jon		1989	00:10:34.9	00:25:51.1	00:40:02.8	00:45:17.2	+00:08:48.0		
M 31-40		2000m 00:04:55.8	4000m 00:09:52.2	6000m 00:13:32.5	8000m 00:17:11.8	10000m 00:20:44.5	12000m 00:24:31.3	14000m 00:28:57.4	16000m 00:33:42.3	18000m 00:38:43.4	20000m 00:42:37.5
48.		Liu Alan		1982	00:10:27.0	00:26:08.2	00:40:24.5	00:45:17.3	+00:08:48.1		
M 31-40		2000m 00:04:46.9	4000m 00:09:43.5	6000m 00:13:29.6	8000m 00:17:14.9	10000m 00:20:57.3	12000m 00:24:44.8	14000m 00:29:16.8	16000m 00:34:00.3	18000m 00:38:46.2	20000m 00:42:37.0
49.		Vondráček Tomáš		1985	00:10:19.5	00:25:34.3	00:40:17.7	00:45:29.9	+00:09:00.7		
M 31-40		2000m 00:04:43.7	4000m 00:09:38.1	6000m 00:13:15.8	8000m 00:16:55.7	10000m 00:20:28.9	12000m 00:24:16.3	14000m 00:28:56.2	16000m 00:33:46.4	18000m 00:38:56.1	20000m 00:42:53.6
50.		Antoniolli Luca		1981	00:11:09.0	00:26:27.5	00:40:18.9	00:45:33.7	+00:09:04.5		
M 31-40		2000m 00:05:15.7	4000m 00:10:22.4	6000m 00:14:07.9	8000m 00:17:59.2	10000m 00:21:36.2	12000m 00:25:18.8	14000m 00:29:41.4	16000m 00:34:22.8	18000m 00:39:05.5	20000m 00:42:53.6
51.		gmierzynski Grzegorz		1984	00:10:53.8	00:26:18.5	00:40:28.8	00:45:39.5	+00:09:10.3		
M 31-40		2000m 00:05:03.4	4000m 00:10:11.1	6000m 00:13:54.8	8000m 00:17:41.3	10000m 00:21:14.2	12000m 00:25:06.1	14000m 00:29:39.7	16000m 00:34:21.4	18000m 00:39:12.5	20000m 00:43:02.7
52.		Zelník Andrej		1982	00:10:36.7	00:26:18.7	00:40:27.0	00:45:42.8	+00:09:13.6		
M 31-40		2000m 00:04:55.6	4000m 00:09:55.3	6000m 00:13:36.7	8000m 00:17:29.0	10000m 00:21:05.5	12000m 00:24:52.7	14000m 00:29:31.4	16000m 00:34:16.2	18000m 00:39:07.3	20000m 00:42:56.8
53.		Kapot Iliya		1989	00:10:04.3	00:26:03.2	00:40:18.0	00:45:43.0	+00:09:13.8		
M 31-40		2000m 00:04:22.1	4000m 00:09:18.2	6000m 00:13:04.4	8000m 00:16:53.9	10000m 00:20:40.1	12000m 00:24:35.9	14000m 00:29:13.6	16000m 00:33:59.3	18000m 00:38:59.4	20000m 00:42:55.6
54.		Błaszczak Piotr		1982	00:10:17.4	00:26:00.9	00:41:01.0	00:45:56.5	+00:09:27.3		
M 31-40		2000m 00:04:37.4	4000m 00:09:36.3	6000m 00:13:14.6	8000m 00:16:57.6	10000m 00:20:35.3	12000m 00:24:25.8	14000m 00:29:07.2	16000m 00:34:09.4	18000m 00:39:21.2	20000m 00:43:15.7
55.		Pietschmann Robin		1990	00:10:48.7	00:26:14.4	00:40:54.6	00:46:09.3	+00:09:40.1		
M 31-40		2000m 00:05:05.8	4000m 00:10:06.1	6000m 00:13:52.0	8000m 00:17:40.1	10000m 00:21:13.5	12000m 00:25:00.0	14000m 00:29:38.0	16000m 00:34:30.8	18000m 00:39:31.6	20000m 00:43:36.3
56.		Helvensteijn Quinten		1987	00:11:11.2	00:26:27.7	00:40:57.3	00:46:09.6	+00:09:40.4		
M 31-40		2000m 00:05:12.5	4000m 00:10:28.3	6000m 00:14:12.2	8000m 00:17:59.3	10000m 00:21:33.7	12000m 00:25:14.1	14000m 00:29:50.7	16000m 00:34:35.8	18000m 00:39:36.8	20000m 00:43:32.0

ROUVY

ELITE

Santini

NUTREND®
















Rank cat	Jersey	Name	CoR	DoB	INT1	INT2	INT3	Finishtime	
57.		Morrow Curtis		1987	00:10:30.9	00:25:59.5	00:40:39.1	00:46:13.2	+00:09:44.1
M 31-40		2000m 00:04:45.8 4000m 00:09:49.7 6000m 00:13:35.7 8000m 00:17:26.4 10000m 00:21:05.4 12000m 00:24:49.9 14000m 00:29:21.7 16000m 00:34:13.6 18000m 00:39:19.4 20000m 00:43:22.0		Username curtismorrow					
58.		PANNEKEET Frédéric		1985	00:11:12.0	00:26:55.7	00:41:07.1	00:46:21.1	+00:09:51.9
M 31-40		2000m 00:05:09.7 4000m 00:10:32.2 6000m 00:14:16.1 8000m 00:18:02.6 10000m 00:21:37.5 12000m 00:25:24.9 14000m 00:29:58.7 16000m 00:34:43.5 18000m 00:39:46.7 20000m 00:43:42.8		Username FredoDus					
59.		van Oosterhout Ralf		1990	00:11:01.8	00:26:56.8	00:41:01.3	00:46:37.1	+00:10:07.9
M 31-40		2000m 00:05:15.9 4000m 00:10:17.6 6000m 00:14:04.9 8000m 00:17:52.4 10000m 00:21:33.6 12000m 00:25:24.8 14000m 00:30:09.1 16000m 00:34:48.5 18000m 00:39:41.7 20000m 00:43:44.9		Username ralfvanoosterhout					
60.		CRAIG BRYAN		1990	00:11:48.2	00:27:45.3	00:41:25.9	00:46:49.6	+00:10:20.4
M 31-40		2000m 00:06:05.6 4000m 00:11:07.1 6000m 00:14:59.4 8000m 00:18:52.0 10000m 00:23:00.4 12000m 00:26:42.8 14000m 00:30:56.4 16000m 00:35:36.9 18000m 00:40:16.0 20000m 00:44:02.7		Username bryan-craig					
61.		Janda lukáš		1986	00:10:36.7	00:26:28.5	00:41:39.5	00:46:50.4	+00:10:21.2
M 31-40		2000m 00:04:48.6 4000m 00:09:54.1 6000m 00:13:39.9 8000m 00:17:27.2 10000m 00:21:09.5 12000m 00:25:06.6 14000m 00:29:56.6 16000m 00:35:02.9 18000m 00:40:15.8 20000m 00:44:18.3		Username snipsnip					
62.		MITTAINE MISSET Alexandre		1986	00:10:16.6	00:26:12.3	00:41:06.4	00:46:53.2	+00:10:24.0
M 31-40		2000m 00:04:24.6 4000m 00:09:24.0 6000m 00:13:21.3 8000m 00:17:14.6 10000m 00:21:05.4 12000m 00:25:00.6 14000m 00:29:43.5 16000m 00:34:39.4 18000m 00:39:43.6 20000m 00:43:52.0		Username misset					
63.		Černý Marek		1989	00:10:48.6	00:26:33.6	00:41:33.4	00:47:03.8	+00:10:34.6
M 31-40		2000m 00:05:06.7 4000m 00:10:05.1 6000m 00:13:51.7 8000m 00:17:39.9 10000m 00:21:25.0 12000m 00:25:18.9 14000m 00:30:02.4 16000m 00:34:52.3 18000m 00:40:09.2 20000m 00:44:19.3		Username lapierre1989					
64.		van Elten Jim		1989	00:10:40.7	00:26:38.8	00:42:06.4	00:47:04.0	+00:10:34.8
M 31-40		2000m 00:04:47.6 4000m 00:09:56.4 6000m 00:13:48.6 8000m 00:17:45.2 10000m 00:21:28.6 12000m 00:25:29.2 14000m 00:30:01.7 16000m 00:35:01.8 18000m 00:40:17.6 20000m 00:44:22.2		Username jimske89					
65.		Vukanic Danilo		1985	00:10:21.7	00:25:58.3	00:41:55.5	00:47:09.2	+00:10:40.0
M 31-40		2000m 00:04:24.4 4000m 00:09:42.3 6000m 00:13:25.7 8000m 00:17:12.9 10000m 00:20:46.3 12000m 00:24:35.6 14000m 00:29:33.6 16000m 00:34:48.7 18000m 00:40:24.8 20000m 00:44:36.3		Username cildada					
66.		Shrd Yohann		1981	00:10:51.6	00:27:07.9	00:41:32.5	00:47:13.7	+00:10:44.5
M 31-40		2000m 00:05:03.4 4000m 00:10:02.5 6000m 00:13:58.7 8000m 00:17:58.4 10000m 00:21:51.4 12000m 00:25:55.0 14000m 00:30:30.1 16000m 00:35:23.7 18000m 00:40:19.0 20000m 00:44:15.0		Username Yohann_Shrd					
67.		Mohammad Sony		1985	00:11:06.3	00:26:53.7	00:41:42.5	00:47:16.9	+00:10:47.7
M 31-40		2000m 00:04:53.5 4000m 00:09:51.3 6000m 00:13:54.9 8000m 00:17:51.2 10000m 00:21:41.3 12000m 00:25:43.1 14000m 00:30:26.7 16000m 00:35:22.6 18000m 00:40:22.8 20000m 00:44:31.4		Username SonyRM					
68.		Hennies Philip		1985	00:11:50.4	00:27:20.2	00:42:14.0	00:47:31.3	+00:11:02.1
M 31-40		2000m 00:05:30.1 4000m 00:10:45.8 6000m 00:14:34.5 8000m 00:18:20.4 10000m 00:21:56.8 12000m 00:25:45.6 14000m 00:30:42.4 16000m 00:35:32.1 18000m 00:40:49.3 20000m 00:44:53.5		Username philip_hennies					
69.		Atherton Alex		1982	00:11:05.0	00:27:35.5	00:41:51.8	00:47:31.9	+00:11:02.7
M 31-40		2000m 00:05:07.6 4000m 00:10:17.6 6000m 00:14:13.0 8000m 00:18:18.6 10000m 00:22:09.6 12000m 00:26:11.5 14000m 00:30:38.2 16000m 00:35:31.1 18000m 00:40:38.0 20000m 00:44:34.1		Username Atherton82					
70.		Zabaleta Inaki		1990	00:11:04.9	00:27:18.8	00:42:58.8	00:47:53.8	+00:11:24.6
M 31-40		2000m 00:05:09.6 4000m 00:10:20.4 6000m 00:14:15.7 8000m 00:18:09.0 10000m 00:22:00.4 12000m 00:25:57.0 14000m 00:30:53.8 16000m 00:35:56.9 18000m 00:41:08.2 20000m 00:45:13.4		Username aizkora78					

ROUVY

ELITE

Santini

NUTREND®

Rank cat	Jersey	Name	CoR	DoB	INT1	INT2	INT3	Finishtime	
71.		milan_uher Milan_83		1983	00:11:08.7	00:27:27.2	00:42:11.4	00:47:58.3	+00:11:29.1
M 31-40		2000m 00:05:32.7 4000m 00:10:27.2 6000m 00:14:16.2 8000m 00:18:08.2 10000m 00:21:51.8 12000m 00:26:10.4 14000m 00:30:55.3 16000m 00:35:50.2 18000m 00:40:47.1 20000m 00:44:58.3							
72.		Stepanek Martin		1990	00:11:16.9	00:27:30.1	00:42:41.2	00:48:03.5	+00:11:34.3
M 31-40		2000m 00:05:27.7 4000m 00:10:34.4 6000m 00:14:25.2 8000m 00:18:19.4 10000m 00:22:08.9 12000m 00:26:11.7 14000m 00:31:13.1 16000m 00:36:20.5 18000m 00:41:26.4 20000m 00:45:21.9							
73.		Popov Roman		1986	00:11:46.1	00:27:51.2	00:43:12.9	00:48:37.4	+00:12:08.2
M 31-40		2000m 00:05:20.7 4000m 00:10:40.7 6000m 00:14:33.1 8000m 00:18:24.5 10000m 00:22:15.6 12000m 00:26:25.4 14000m 00:31:35.4 16000m 00:36:33.1 18000m 00:41:38.2 20000m 00:45:48.7							
74.		De jonghe Bjorn		1982	00:10:59.8	00:27:36.0	00:43:09.1	00:48:45.2	+00:12:16.1
M 31-40		2000m 00:04:58.6 4000m 00:10:15.3 6000m 00:14:11.1 8000m 00:18:15.5 10000m 00:22:09.6 12000m 00:26:11.4 14000m 00:31:14.1 16000m 00:36:23.1 18000m 00:41:43.1 20000m 00:45:56.8							
75.		Mutterle Luca		1981	00:11:46.1	00:28:06.9	00:43:41.9	00:49:01.6	+00:12:32.4
M 31-40		2000m 00:05:12.8 4000m 00:10:39.4 6000m 00:14:36.1 8000m 00:18:29.6 10000m 00:22:16.8 12000m 00:26:23.3 14000m 00:31:26.3 16000m 00:36:45.1 18000m 00:42:12.7 20000m 00:46:26.1							
76.		Oliveira Edson		1981	00:11:40.9	00:27:53.2	00:43:50.3	00:49:08.9	+00:12:39.7
M 31-40		2000m 00:05:32.5 4000m 00:10:55.8 6000m 00:14:49.1 8000m 00:18:44.5 10000m 00:22:39.8 12000m 00:26:34.5 14000m 00:31:25.5 16000m 00:36:26.0 18000m 00:42:25.6 20000m 00:46:34.1							
77.		Dorsch Thomas		1989	00:12:04.3	00:28:56.3	00:43:51.0	00:49:23.3	+00:12:54.1
M 31-40		2000m 00:05:36.7 4000m 00:11:14.7 6000m 00:15:28.2 8000m 00:19:33.7 10000m 00:23:31.4 12000m 00:27:38.7 14000m 00:32:29.6 16000m 00:37:39.6 18000m 00:42:41.8 20000m 00:46:32.1							
78.		Tonnesen Kristian Fredericia Triathlon Team		1981	00:12:16.5	00:29:18.4	00:44:21.3	00:49:40.5	+00:13:11.3
M 31-40		2000m 00:05:45.0 4000m 00:11:30.7 6000m 00:15:39.3 8000m 00:19:39.7 10000m 00:23:36.3 12000m 00:27:45.9 14000m 00:32:39.0 16000m 00:37:53.6 18000m 00:43:00.6 20000m 00:47:03.3							
79.		Popunkyov Petar TriTeam		1984	00:12:10.2	00:29:00.0	00:43:55.4	00:49:44.4	+00:13:15.2
M 31-40		2000m 00:05:19.7 4000m 00:10:56.4 6000m 00:15:07.4 8000m 00:19:20.6 10000m 00:23:21.0 12000m 00:27:27.0 14000m 00:32:18.6 16000m 00:37:23.5 18000m 00:42:38.4 20000m 00:46:37.1							
80.		Summers Dan		1987	00:13:05.7	00:29:23.7	00:44:35.4	00:50:03.0	+00:13:33.8
M 31-40		2000m 00:04:49.5 4000m 00:11:55.1 6000m 00:15:55.7 8000m 00:19:52.0 10000m 00:23:42.5 12000m 00:27:46.0 14000m 00:32:48.8 16000m 00:37:53.8 18000m 00:43:11.1 20000m 00:47:20.3							
81.		König Benjamin		1984	00:11:36.3	00:28:28.6	00:44:43.4	00:50:21.0	+00:13:51.9
M 31-40		2000m 00:05:15.7 4000m 00:10:47.6 6000m 00:14:53.1 8000m 00:18:57.5 10000m 00:22:57.2 12000m 00:26:59.6 14000m 00:32:10.8 16000m 00:37:34.5 18000m 00:43:08.0 20000m 00:47:38.6							
82.		Lligenza Kuba Ligenza Pancia Poland		1983	00:12:57.7	00:29:26.1	00:45:17.9	00:50:35.7	+00:14:06.6
M 31-40		2000m 00:06:46.2 4000m 00:12:14.0 6000m 00:16:02.5 8000m 00:20:05.0 10000m 00:23:50.2 12000m 00:27:53.1 14000m 00:32:43.9 16000m 00:38:04.1 18000m 00:43:45.1 20000m 00:47:59.5							
83.		Pérez Miguel Ángel		1984	00:11:52.4	00:29:29.9	00:45:39.8	00:51:44.5	+00:15:15.3
M 31-40		2000m 00:05:31.9 4000m 00:11:04.5 6000m 00:15:11.4 8000m 00:19:26.7 10000m 00:23:41.4 12000m 00:28:04.2 14000m 00:33:22.2 16000m 00:38:51.3 18000m 00:44:13.1 20000m 00:48:35.5							
84.		Pícha Marek		1986	00:11:51.9	00:29:23.9	00:47:01.2	00:52:14.9	+00:15:45.8
M 31-40		2000m 00:05:10.5 4000m 00:11:03.9 6000m 00:15:26.8 8000m 00:19:52.9 10000m 00:23:46.3 12000m 00:27:53.2 14000m 00:33:11.1 16000m 00:38:47.2 18000m 00:44:54.5 20000m 00:49:33.8							

ROUVY

ELITE

Santini

NUTREND®

Rank cat	Jersey	Name	CoR	DoB	INT1	INT2	INT3	Finishtime	
85.		Rodrigues Rui		1982	00:12:39.1	00:30:10.3	00:47:48.2	00:53:49.2	+00:17:20.1
M 31-40		2000m 00:05:43.5 4000m 00:11:49.5 6000m 00:16:10.2 8000m 00:20:22.4 10000m 00:24:32.3 12000m 00:28:45.7 14000m 00:33:59.6 16000m 00:39:50.2 18000m 00:46:02.4 20000m 00:50:50.7							
86.		-straka -martin		1981	00:12:57.9	00:31:22.3	00:48:28.9	00:54:00.2	+00:17:31.0
M 31-40		2000m 00:05:59.8 4000m 00:12:11.1 6000m 00:16:32.8 8000m 00:20:59.2 10000m 00:25:19.1 12000m 00:29:56.9 14000m 00:35:21.8 16000m 00:41:07.1 18000m 00:47:00.4 20000m 00:51:14.4							
87.		Dubchenko Valery		1986	00:13:57.1	00:32:02.2	00:48:59.8	00:54:10.1	+00:17:40.9
M 31-40		2000m 00:07:07.2 4000m 00:12:58.4 6000m 00:17:29.8 8000m 00:21:58.8 10000m 00:25:57.1 12000m 00:30:09.9 14000m 00:35:32.9 16000m 00:41:20.0 18000m 00:47:20.1 20000m 00:51:37.4							
88.		Wolf Martin		1982	00:12:56.9	00:31:03.2	00:50:14.7	00:55:48.9	+00:19:19.7
M 31-40		2000m 00:05:37.8 4000m 00:11:45.8 6000m 00:16:04.4 8000m 00:20:25.0 10000m 00:24:38.5 12000m 00:29:06.3 14000m 00:34:57.6 16000m 00:41:12.2 18000m 00:47:54.5 20000m 00:52:56.6							
89.		Lewandowski Jacek		1984	00:13:14.9	00:32:00.5	00:50:40.4	00:56:27.5	+00:19:58.3
M 31-40		2000m 00:06:12.3 4000m 00:12:24.1 6000m 00:16:46.8 8000m 00:21:08.5 10000m 00:25:38.3 12000m 00:30:12.7 14000m 00:36:26.4 16000m 00:42:30.7 18000m 00:48:47.5 20000m 00:53:37.8							
90.		Mainusch Jakob		1987	00:14:57.1	00:33:21.3	00:50:55.4	00:56:34.9	+00:20:05.7
M 31-40		2000m 00:07:32.4 4000m 00:13:44.7 6000m 00:17:58.0 8000m 00:22:33.5 10000m 00:26:47.7 12000m 00:31:39.6 14000m 00:37:02.4 16000m 00:43:08.6 18000m 00:49:19.6 20000m 00:53:47.5							
91.		Taglang Remy		1990	00:13:15.6	00:32:12.7	00:50:54.4	00:56:38.9	+00:20:09.7
M 31-40		2000m 00:06:04.0 4000m 00:12:01.1 6000m 00:16:19.7 8000m 00:21:00.4 10000m 00:25:34.0 12000m 00:30:40.2 14000m 00:36:19.2 16000m 00:42:15.5 18000m 00:48:38.7 20000m 00:53:44.6							
92.		Botha Daniel Mark		1986	00:14:46.1	00:33:23.7	00:51:43.7	00:57:19.3	+00:20:50.1
M 31-40		2000m 00:07:16.1 4000m 00:13:53.5 6000m 00:18:25.3 8000m 00:22:50.0 10000m 00:27:05.8 12000m 00:31:35.3 14000m 00:37:21.7 16000m 00:43:29.7 18000m 00:49:44.9 20000m 00:54:22.9							
93.		Barros Leandro		1983	00:13:43.7	00:34:00.5	00:54:02.9	01:00:47.2	+00:24:18.0
M 31-40		2000m 00:06:15.0 4000m 00:12:28.1 6000m 00:17:28.0 8000m 00:22:12.7 10000m 00:27:13.6 12000m 00:32:32.7 14000m 00:39:00.2 16000m 00:46:11.9 18000m 00:52:35.7 20000m 00:57:09.2							
94.		Morton Andrew		1981	00:14:34.1	00:37:02.5	00:55:38.2	01:00:48.3	+00:24:19.1
M 31-40		2000m 00:06:40.9 4000m 00:13:22.7 6000m 00:17:42.1 8000m 00:22:07.9 10000m 00:26:12.6 12000m 00:35:12.7 14000m 00:41:06.9 16000m 00:47:01.0 18000m 00:53:31.6 20000m 00:58:09.5							
95.		Chrapkowski Marcel		1983	00:17:31.9	00:38:59.1	01:01:36.0	01:07:25.5	+00:30:56.3
M 31-40		2000m 00:07:37.3 4000m 00:16:13.7 6000m 00:21:37.3 8000m 00:26:42.8 10000m 00:31:29.6 12000m 00:36:41.2 14000m 00:44:07.3 16000m 00:51:55.5 18000m 00:59:18.9 20000m 01:04:23.5							
		Prion Jean Maurice		1987				DNF	
M 31-40		2000m 4000m 6000m 8000m 10000m 12000m 14000m 16000m 18000m 20000m							
		Kanninga Roan		1985				DNF	
M 31-40		2000m 00:06:57.2 4000m 6000m 8000m 10000m 12000m 14000m 16000m 18000m 20000m							

ROUVY

ELITE

Santini

NUTREND®

Rank cat	Jersey	Name	CoR	DoB	INT1	INT2	INT3	Finishtime	
1.		Redondo Angel		1976	00:08:07.5	00:20:55.3	00:32:03.0	00:36:57.9	+00:00:00.0
M 41-50		2000m 00:03:46.4 4000m 00:07:33.3 6000m 00:10:41.8 8000m 00:13:52.6 10000m 00:16:58.1 12000m 00:20:05.2 14000m 00:23:39.2 16000m 00:27:20.7 18000m 00:31:10.2 20000m 00:34:24.5							
2.		Yshizuka Marcelo Kobra Khan - Team Altona		1972	00:08:38.6	00:21:12.1	00:32:36.7	00:37:16.8	+00:00:18.8
M 41-50		2000m 00:03:41.1 4000m 00:08:05.5 6000m 00:11:08.6 8000m 00:14:11.0 10000m 00:17:04.6 12000m 00:20:06.0 14000m 00:23:34.3 16000m 00:27:15.4 18000m 00:31:40.4 20000m 00:34:50.8							
3.		Killeen Ronan Lucan CRC		1979	00:08:39.8	00:21:28.4	00:33:01.2	00:38:06.1	+00:01:08.2
M 41-50		2000m 00:03:45.9 4000m 00:07:39.6 6000m 00:10:52.5 8000m 00:14:06.8 10000m 00:17:17.0 12000m 00:20:36.9 14000m 00:24:19.5 16000m 00:28:09.2 18000m 00:32:05.4 20000m 00:35:26.9							
4.		Schwenkler Kai		1979	00:08:19.9	00:21:40.5	00:33:54.4	00:38:31.5	+00:01:33.6
M 41-50		2000m 00:03:39.1 4000m 00:07:44.6 6000m 00:11:00.9 8000m 00:14:18.0 10000m 00:17:31.2 12000m 00:20:47.0 14000m 00:24:32.8 16000m 00:28:26.5 18000m 00:32:32.7 20000m 00:35:55.2							
5.		Cristiann Neagu CSM Iasi		1976	00:08:37.9	00:22:05.5	00:34:10.7	00:38:48.7	+00:01:50.8
M 41-50		2000m 00:03:55.3 4000m 00:08:01.7 6000m 00:11:18.6 8000m 00:14:35.0 10000m 00:17:49.3 12000m 00:21:09.5 14000m 00:24:54.8 16000m 00:28:47.1 18000m 00:32:48.6 20000m 00:36:10.9							
6.		mura aldo		1980	00:09:16.2	00:22:19.9	00:34:20.6	00:38:57.2	+00:01:59.2
M 41-50		2000m 00:04:04.4 4000m 00:08:14.9 6000m 00:11:31.9 8000m 00:14:51.3 10000m 00:17:59.0 12000m 00:21:12.2 14000m 00:24:59.7 16000m 00:28:58.5 18000m 00:32:56.5 20000m 00:36:23.2							
7.		Cognolato Nicola		1980	00:09:00.1	00:22:06.0	00:34:02.5	00:38:58.9	+00:02:01.0
M 41-50		2000m 00:04:29.2 4000m 00:08:26.7 6000m 00:11:36.7 8000m 00:14:51.2 10000m 00:17:58.1 12000m 00:21:11.2 14000m 00:24:54.6 16000m 00:28:56.2 18000m 00:33:02.1 20000m 00:36:26.3							
8.		Sousek Karel CK Vinohradske Slapky		1978	00:08:37.9	00:22:23.0	00:34:02.5	00:39:03.2	+00:02:05.3
M 41-50		2000m 00:03:59.2 4000m 00:08:01.3 6000m 00:11:18.8 8000m 00:14:36.2 10000m 00:17:50.0 12000m 00:21:10.3 14000m 00:24:59.9 16000m 00:28:58.4 18000m 00:33:02.7 20000m 00:36:28.0							
9.		Duineveld Peter W.V. Piano Piano		1971	00:09:02.2	00:22:06.7	00:34:02.9	00:39:03.3	+00:02:05.4
M 41-50		2000m 00:03:49.4 4000m 00:08:02.9 6000m 00:11:18.9 8000m 00:14:36.9 10000m 00:17:50.1 12000m 00:21:09.3 14000m 00:24:59.9 16000m 00:28:59.4 18000m 00:33:01.9 20000m 00:36:27.3							
10.		Jankowski Pawel Starsky Cycling Club		1979	00:08:15.7	00:21:41.4	00:34:11.7	00:39:16.7	+00:02:18.8
M 41-50		2000m 00:03:39.2 4000m 00:07:39.3 6000m 00:10:56.5 8000m 00:14:16.1 10000m 00:17:30.8 12000m 00:20:47.1 14000m 00:24:41.9 16000m 00:28:56.4 18000m 00:33:06.9 20000m 00:36:39.4							
11.		Hahnenbruch Simon Cycling Team Rhein-Main		1977	00:09:13.3	00:22:42.0	00:34:36.7	00:39:30.1	+00:02:32.2
M 41-50		2000m 00:04:19.3 4000m 00:08:36.8 6000m 00:11:54.2 8000m 00:15:13.2 10000m 00:18:27.4 12000m 00:21:46.5 14000m 00:25:35.0 16000m 00:29:35.5 18000m 00:33:39.2 20000m 00:37:01.5							
12.		Aleš Dubrounik Audax club Lida		1973	00:08:48.7	00:22:07.5	00:35:02.3	00:39:30.4	+00:02:32.4
M 41-50		2000m 00:03:41.3 4000m 00:07:49.5 6000m 00:11:12.9 8000m 00:14:35.0 10000m 00:17:51.3 12000m 00:21:07.2 14000m 00:25:05.8 16000m 00:29:12.6 18000m 00:33:33.2 20000m 00:37:01.3							
13.		Mourao Tiago		1979	00:08:38.9	00:22:07.0	00:34:21.6	00:39:35.9	+00:02:38.0
M 41-50		2000m 00:03:46.3 4000m 00:08:01.5 6000m 00:11:18.9 8000m 00:14:36.0 10000m 00:17:50.1 12000m 00:21:10.3 14000m 00:25:00.6 16000m 00:29:01.5 18000m 00:33:17.3 20000m 00:36:54.6							
14.		Kokosinski Wojtek INTERKOL		1971	00:08:39.1	00:22:34.2	00:34:54.9	00:39:40.9	+00:02:43.0
M 41-50		2000m 00:03:55.0 4000m 00:08:01.5 6000m 00:11:19.6 8000m 00:14:37.0 10000m 00:17:54.3 12000m 00:21:20.4 14000m 00:25:16.9 16000m 00:29:20.4 18000m 00:33:29.0 20000m 00:37:00.3							

ROUVY

ELITE

Santini

NUTREND®


















Rank cat	Jersey	Name	CoR	DoB	INT1	INT2	INT3	Finishtime	
15.		Valenta Pavel		1979	00:08:39.2	00:22:35.9	00:34:54.0	00:40:04.0	+00:03:06.1
M 41-50		2000m 00:03:47.8 4000m 00:08:24.4 6000m 00:11:18.6 8000m 00:14:37.9 10000m 00:17:54.0 12000m 00:21:20.4 14000m 00:25:23.8 16000m 00:29:35.4 18000m 00:33:49.2 20000m 00:37:23.8							
16.		Brown Sandy		1976	00:08:58.8	00:22:26.0	00:35:25.6	00:40:15.6	+00:03:17.7
M 41-50		2000m 00:04:08.2 4000m 00:08:24.1 6000m 00:11:37.5 8000m 00:14:49.8 10000m 00:17:59.1 12000m 00:21:11.0 14000m 00:25:17.3 16000m 00:29:21.2 18000m 00:33:48.7 20000m 00:37:32.2							
17.		Durand jean-Christophe ETOILE CYCLISTE FONTENAYSIENNE		1977	00:09:18.5	00:22:44.9	00:35:41.0	00:40:19.9	+00:03:22.0
M 41-50		2000m 00:04:03.1 4000m 00:08:15.4 6000m 00:11:37.9 8000m 00:15:03.4 10000m 00:18:21.5 12000m 00:21:46.6 14000m 00:25:46.9 16000m 00:29:56.8 18000m 00:34:12.5 20000m 00:37:43.7							
18.		Lopez Sergio MC TEAM		1972	00:09:02.2	00:23:00.9	00:35:40.5	00:40:20.0	+00:03:22.0
M 41-50		2000m 00:04:04.4 4000m 00:08:23.6 6000m 00:11:43.8 8000m 00:15:10.0 10000m 00:18:27.6 12000m 00:21:46.5 14000m 00:25:47.3 16000m 00:29:56.5 18000m 00:34:13.5 20000m 00:37:42.6							
19.		Snyder Nelson 7 Cyclepaths		1971	00:08:59.9	00:23:06.2	00:35:28.0	00:40:38.3	+00:03:40.4
M 41-50		2000m 00:04:08.6 4000m 00:08:21.4 6000m 00:11:47.8 8000m 00:15:15.5 10000m 00:18:39.5 12000m 00:22:06.6 14000m 00:26:10.1 16000m 00:30:15.9 18000m 00:34:26.6 20000m 00:37:57.0							
20.		Rozej Robert Oroloko Team		1975	00:08:57.2	00:23:21.1	00:35:52.2	00:40:46.9	+00:03:49.0
M 41-50		2000m 00:04:03.4 4000m 00:08:15.6 6000m 00:11:45.9 8000m 00:15:16.0 10000m 00:18:39.3 12000m 00:22:06.7 14000m 00:26:03.0 16000m 00:30:13.7 18000m 00:34:26.3 20000m 00:37:59.7							
21.		Znidar Anze		1980	00:09:23.3	00:23:05.2	00:36:04.1	00:40:47.2	+00:03:49.2
M 41-50		2000m 00:04:22.4 4000m 00:08:45.5 6000m 00:12:08.0 8000m 00:15:31.2 10000m 00:18:43.5 12000m 00:22:00.5 14000m 00:26:03.2 16000m 00:30:16.7 18000m 00:34:32.3 20000m 00:38:11.0							
22.		Strangmuller Jan Road2kona		1976	00:09:15.1	00:23:11.2	00:35:56.3	00:40:57.5	+00:03:59.6
M 41-50		2000m 00:04:16.4 4000m 00:08:37.8 6000m 00:12:01.2 8000m 00:15:27.4 10000m 00:18:44.6 12000m 00:22:06.6 14000m 00:26:14.6 16000m 00:30:32.2 18000m 00:34:50.7 20000m 00:38:21.2							
23.		Rolink Ben		1978	00:09:24.2	00:23:18.1	00:36:19.0	00:40:57.8	+00:03:59.9
M 41-50		2000m 00:04:20.4 4000m 00:08:46.6 6000m 00:12:10.0 8000m 00:15:30.2 10000m 00:18:47.3 12000m 00:22:13.7 14000m 00:26:21.3 16000m 00:30:32.0 18000m 00:34:49.5 20000m 00:38:21.1							
24.		Rodwell William Orwell Velo		1973	00:09:19.3	00:23:18.5	00:35:54.4	00:40:58.2	+00:04:00.2
M 41-50		2000m 00:04:14.4 4000m 00:08:41.7 6000m 00:12:08.0 8000m 00:15:30.6 10000m 00:18:47.7 12000m 00:22:13.8 14000m 00:26:22.2 16000m 00:30:34.0 18000m 00:34:49.6 20000m 00:38:21.0							
25.		Lamego Paulo Tri-Amazing		1971	00:08:59.1	00:22:44.0	00:35:53.2	00:40:58.2	+00:04:00.2
M 41-50		2000m 00:04:12.0 4000m 00:08:21.4 6000m 00:11:44.0 8000m 00:15:02.2 10000m 00:18:13.4 12000m 00:21:39.6 14000m 00:25:50.1 16000m 00:30:10.8 18000m 00:34:39.5 20000m 00:38:22.1							
26.		Nicolussi Jordan		1973	00:09:14.1	00:23:11.1	00:36:24.0	00:41:07.4	+00:04:09.5
M 41-50		2000m 00:04:08.2 4000m 00:08:34.6 6000m 00:12:00.0 8000m 00:15:23.2 10000m 00:18:44.4 12000m 00:22:07.6 14000m 00:26:16.3 16000m 00:30:30.9 18000m 00:34:54.7 20000m 00:38:31.9							
27.		Lamb William		1971	00:09:15.2	00:23:03.2	00:36:26.5	00:41:07.5	+00:04:09.6
M 41-50		2000m 00:04:13.5 4000m 00:08:37.8 6000m 00:11:56.1 8000m 00:15:19.3 10000m 00:18:33.6 12000m 00:22:00.8 14000m 00:26:03.6 16000m 00:30:24.9 18000m 00:34:54.1 20000m 00:38:35.4							
28.		Mrózek Marian TJ TŽ Třinec		1973	00:09:28.0	00:23:31.2	00:35:59.1	00:41:11.8	+00:04:13.9
M 41-50		2000m 00:04:27.3 4000m 00:08:48.9 6000m 00:12:14.4 8000m 00:15:42.5 10000m 00:19:02.8 12000m 00:22:32.0 14000m 00:26:28.4 16000m 00:30:39.8 18000m 00:34:54.8 20000m 00:38:32.2							

ROUVY

ELITE

Santini

NUTREND®





























Rank cat	Jersey	Name	CoR	DoB	INT1	INT2	INT3	Finishtime	
29.		Pohlen B.		1978	00:09:02.3	00:23:27.3	00:36:16.3	00:41:20.1	+00:04:22.1
M 41-50		2000m 00:04:05.2 4000m 00:08:24.7 6000m 00:11:49.1 8000m 00:15:17.2 10000m 00:18:40.2 12000m 00:22:09.8 14000m 00:26:16.5 16000m 00:30:34.1 18000m 00:35:06.5 20000m 00:38:44.2							
30.		MALGOUYRES Laurent ASSM St Médard en Jalles - ROUVY FR		1972	00:09:23.4	00:23:29.3	00:36:39.2	00:41:20.5	+00:04:22.6
M 41-50		2000m 00:04:14.5 4000m 00:08:45.8 6000m 00:12:08.2 8000m 00:15:31.4 10000m 00:18:55.6 12000m 00:22:24.8 14000m 00:26:30.5 16000m 00:30:42.0 18000m 00:35:05.7 20000m 00:38:44.1							
31.		Maier Christoph Hilti gives virtual power ... :-)		1977	00:09:18.7	00:23:25.2	00:36:47.0	00:41:26.6	+00:04:28.6
M 41-50		2000m 00:04:02.4 4000m 00:08:16.5 6000m 00:11:45.9 8000m 00:15:17.2 10000m 00:18:40.5 12000m 00:22:21.7 14000m 00:26:38.3 16000m 00:31:06.4 18000m 00:35:23.8 20000m 00:38:46.9							
32.		Staněk Pavel GOOFY TEAM		1976	00:09:13.9	00:23:18.7	00:36:52.1	00:41:27.5	+00:04:29.5
M 41-50		2000m 00:04:10.8 4000m 00:08:35.0 6000m 00:11:57.1 8000m 00:15:23.8 10000m 00:18:45.1 12000m 00:22:13.1 14000m 00:26:24.8 16000m 00:30:44.7 18000m 00:35:16.5 20000m 00:38:58.7							
33.		Wołodko Grzegorz		1977	00:09:45.5	00:23:45.8	00:36:55.1	00:41:28.4	+00:04:30.5
M 41-50		2000m 00:04:40.5 4000m 00:09:06.9 6000m 00:12:32.4 8000m 00:15:56.4 10000m 00:19:13.8 12000m 00:22:40.1 14000m 00:26:50.8 16000m 00:31:05.3 18000m 00:35:26.0 20000m 00:38:58.2							
34.		Damien_RFR Damien Amicale Cyclotouriste de la Banlieue Est		1972	00:09:24.2	00:23:29.3	00:36:18.1	00:41:28.6	+00:04:30.7
M 41-50		2000m 00:04:23.5 4000m 00:08:45.7 6000m 00:12:06.9 8000m 00:15:35.2 10000m 00:18:55.5 12000m 00:22:24.7 14000m 00:26:31.4 16000m 00:30:44.0 18000m 00:35:09.8 20000m 00:38:49.9							
35.		M. Krzysztof KKL		1975	00:09:40.1	00:24:02.1	00:36:55.3	00:41:35.9	+00:04:38.0
M 41-50		2000m 00:04:29.3 4000m 00:09:01.6 6000m 00:12:27.2 8000m 00:15:55.3 10000m 00:19:13.7 12000m 00:22:40.7 14000m 00:26:51.6 16000m 00:31:05.3 18000m 00:35:25.0 20000m 00:38:59.2							
36.		pidEr S.		1974	00:09:45.6	00:24:04.4	00:36:31.5	00:41:36.0	+00:04:38.0
M 41-50		2000m 00:04:32.5 4000m 00:09:06.1 6000m 00:12:34.2 8000m 00:16:05.8 10000m 00:19:32.8 12000m 00:23:03.8 14000m 00:27:06.5 16000m 00:31:17.3 18000m 00:35:29.9 20000m 00:38:59.0							
37.		Sancho Jura Pinda		1972	00:09:23.4	00:23:50.7	00:37:00.3	00:41:49.1	+00:04:51.1
M 41-50		2000m 00:04:23.5 4000m 00:08:45.9 6000m 00:12:09.2 8000m 00:15:37.2 10000m 00:18:57.7 12000m 00:22:30.8 14000m 00:26:47.3 16000m 00:31:08.1 18000m 00:35:29.8 20000m 00:39:07.2							
38.		Kriekemans Nik WTC Roland		1980	00:09:28.5	00:24:02.0	00:36:48.9	00:41:55.0	+00:04:57.1
M 41-50		2000m 00:04:13.6 4000m 00:08:49.8 6000m 00:12:21.2 8000m 00:15:47.7 10000m 00:19:09.8 12000m 00:22:41.2 14000m 00:26:53.8 16000m 00:31:12.4 18000m 00:35:36.8 20000m 00:39:20.4							
39.		Benitez Pantion Francisco Jav		1972	00:09:57.5	00:23:47.6	00:37:24.3	00:41:56.7	+00:04:58.8
M 41-50		2000m 00:04:24.4 4000m 00:08:54.9 6000m 00:12:20.1 8000m 00:15:47.3 10000m 00:19:10.8 12000m 00:22:40.9 14000m 00:26:52.5 16000m 00:31:13.4 18000m 00:35:47.9 20000m 00:39:28.3							
40.		Gorlinskiy Bronislav Vitrulux		1977	00:09:45.6	00:24:01.8	00:37:01.5	00:41:57.8	+00:04:59.9
M 41-50		2000m 00:04:33.7 4000m 00:09:06.8 6000m 00:12:45.2 8000m 00:16:13.3 10000m 00:19:35.7 12000m 00:23:01.1 14000m 00:27:03.9 16000m 00:31:22.2 18000m 00:35:55.2 20000m 00:39:28.4							
41.		Uhl Tim RSC Wiesbaden		1977	00:09:39.1	00:23:50.6	00:37:14.2	00:42:05.0	+00:05:07.0
M 41-50		2000m 00:04:29.6 4000m 00:08:58.9 6000m 00:12:31.3 8000m 00:15:55.5 10000m 00:19:14.7 12000m 00:22:47.9 14000m 00:26:58.4 16000m 00:31:10.2 18000m 00:35:40.1 20000m 00:39:24.6							
42.		Pretel Francis Berbikes C.D		1975	00:09:02.1	00:24:00.8	00:37:22.7	00:42:14.0	+00:05:16.1
M 41-50		2000m 00:04:01.3 4000m 00:08:24.5 6000m 00:11:54.1 8000m 00:15:29.3 10000m 00:19:05.4 12000m 00:22:54.7 14000m 00:27:07.8 16000m 00:31:32.4 18000m 00:35:53.0 20000m 00:39:29.6							

ROUVY

ELITE

Santini

NUTREND®

Rank cat	Jersey	Name	CoR	DoB	INT1	INT2	INT3	Finishtime			
43.		Kompiš Miroslav		1979	00:09:29.5	00:24:05.8	00:37:32.2	00:42:20.1	+00:05:22.2		
M 41-50		2000m 00:04:22.3	4000m 00:08:45.9	6000m 00:12:21.2	8000m 00:15:55.7	10000m 00:19:22.8	12000m 00:23:00.2	14000m 00:27:15.8	16000m 00:31:37.6	18000m 00:36:03.1	20000m 00:39:37.5
44.		Luis Humberto		1979	00:08:58.9	00:23:19.5	00:37:04.6	00:42:20.3	+00:05:22.4		
M 41-50		2000m 00:04:07.0	4000m 00:08:20.7	6000m 00:11:41.8	8000m 00:15:03.9	10000m 00:18:22.2	12000m 00:22:06.5	14000m 00:26:44.6	16000m 00:31:25.0	18000m 00:35:57.7	20000m 00:39:40.5
45.		Mucka Julius		1979	00:10:04.1	00:23:48.6	00:37:35.2	00:42:24.4	+00:05:26.4		
M 41-50		2000m 00:04:22.4	4000m 00:08:58.0	6000m 00:12:29.3	8000m 00:15:57.1	10000m 00:19:14.4	12000m 00:22:44.6	14000m 00:26:55.7	16000m 00:31:18.2	18000m 00:35:58.0	20000m 00:39:50.5
46.		Berrisford Mike		1973	00:09:38.4	00:24:05.8	00:37:33.8	00:42:30.8	+00:05:32.9		
M 41-50		2000m 00:04:29.7	4000m 00:09:00.0	6000m 00:12:28.4	8000m 00:15:54.5	10000m 00:19:14.7	12000m 00:22:46.8	14000m 00:27:01.6	16000m 00:31:25.4	18000m 00:36:01.0	20000m 00:39:44.5
47.		Del Debbio Andrea		1974	00:09:26.2	00:24:00.4	00:37:34.8	00:42:38.1	+00:05:40.2		
M 41-50		2000m 00:04:15.5	4000m 00:08:47.5	6000m 00:12:18.0	8000m 00:15:51.2	10000m 00:19:17.6	12000m 00:22:51.8	14000m 00:27:07.4	16000m 00:31:41.6	18000m 00:36:23.2	20000m 00:40:04.8
48.		Holeš Pavel		1978	00:09:41.2	00:23:55.5	00:37:35.8	00:42:42.9	+00:05:45.0		
M 41-50		2000m 00:04:29.4	4000m 00:08:59.9	6000m 00:12:24.0	8000m 00:15:56.5	10000m 00:19:16.9	12000m 00:22:49.8	14000m 00:27:07.5	16000m 00:31:45.3	18000m 00:36:23.2	20000m 00:40:07.9
49.		Stewart Alaster		1972	00:10:20.8	00:24:18.6	00:37:35.1	00:42:44.6	+00:05:46.7		
M 41-50		2000m 00:04:42.8	4000m 00:09:16.9	6000m 00:12:49.2	8000m 00:16:20.4	10000m 00:19:42.0	12000m 00:23:11.9	14000m 00:27:25.8	16000m 00:31:45.7	18000m 00:36:20.0	20000m 00:40:05.9
50.		Rivera Carlos		1976	00:09:28.1	00:24:00.6	00:37:22.5	00:42:46.3	+00:05:48.4		
M 41-50		2000m 00:04:21.4	4000m 00:08:45.9	6000m 00:12:21.0	8000m 00:15:56.2	10000m 00:19:19.8	12000m 00:22:55.0	14000m 00:27:08.5	16000m 00:31:32.3	18000m 00:36:08.0	20000m 00:40:00.4
51.		von Ohlen Guido		1974	00:09:29.3	00:24:13.4	00:38:11.0	00:42:50.8	+00:05:52.9		
M 41-50		2000m 00:04:15.5	4000m 00:08:49.0	6000m 00:12:21.2	8000m 00:15:56.5	10000m 00:19:22.9	12000m 00:23:00.8	14000m 00:27:26.6	16000m 00:31:58.5	18000m 00:36:35.2	20000m 00:40:15.7
52.		Lopatka Luboslav		1978	00:09:43.3	00:24:34.3	00:37:46.7	00:42:51.0	+00:05:53.1		
M 41-50		2000m 00:04:25.4	4000m 00:09:03.8	6000m 00:12:34.5	8000m 00:16:06.4	10000m 00:19:33.5	12000m 00:23:09.8	14000m 00:27:28.0	16000m 00:31:57.7	18000m 00:36:35.3	20000m 00:40:16.5
53.		Cotton Richard		1973	00:10:03.8	00:24:07.7	00:38:05.5	00:42:51.1	+00:05:53.2		
M 41-50		2000m 00:04:24.5	4000m 00:09:02.9	6000m 00:12:30.3	8000m 00:15:57.4	10000m 00:19:20.9	12000m 00:22:56.1	14000m 00:27:16.6	16000m 00:31:50.4	18000m 00:36:32.3	20000m 00:40:16.6
54.		Veto Xavier		1973	00:09:56.7	00:24:58.5	00:37:55.4	00:42:52.6	+00:05:54.7		
M 41-50		2000m 00:04:47.4	4000m 00:09:16.0	6000m 00:12:49.2	8000m 00:16:25.6	10000m 00:19:56.9	12000m 00:23:39.3	14000m 00:27:54.2	16000m 00:32:08.4	18000m 00:36:28.1	20000m 00:40:04.7
55.		jeanne guillaume		1975	00:09:33.2	00:24:12.9	00:37:53.2	00:42:56.8	+00:05:58.8		
M 41-50		2000m 00:04:11.4	4000m 00:08:55.0	6000m 00:12:25.2	8000m 00:15:54.3	10000m 00:19:20.8	12000m 00:23:03.2	14000m 00:27:27.7	16000m 00:31:58.7	18000m 00:36:35.4	20000m 00:40:23.8
56.		Carrara Giuliano		1972	00:10:33.8	00:25:04.8	00:38:04.6	00:42:58.5	+00:06:00.6		
M 41-50		2000m 00:04:19.2	4000m 00:09:26.9	6000m 00:13:09.5	8000m 00:16:48.8	10000m 00:20:11.2	12000m 00:23:51.3	14000m 00:27:49.9	16000m 00:32:19.7	18000m 00:36:35.5	20000m 00:40:15.9

ROUVY

ELITE

Santini

NUTREND®





























Rank cat	Jersey	Name	CoR	DoB	INT1	INT2	INT3	Finishtime	
57.		Steele Warren Team VR		1978	00:09:15.3	00:23:58.5	00:38:29.8	00:43:11.5	+00:06:13.6
M 41-50		2000m 00:04:03.9 4000m 00:08:35.5 6000m 00:12:10.2 8000m 00:15:45.3 10000m 00:19:12.6 12000m 00:22:48.9 14000m 00:27:48.7 16000m 00:32:14.6 18000m 00:36:53.1 20000m 00:40:39.3							
58.		Czaja Maciej miniclassic.pl		1976	00:10:08.6	00:24:30.8	00:38:05.8	00:43:11.7	+00:06:13.8
M 41-50		2000m 00:04:50.4 4000m 00:09:31.9 6000m 00:12:57.5 8000m 00:16:27.8 10000m 00:19:52.8 12000m 00:23:24.0 14000m 00:27:40.9 16000m 00:32:14.5 18000m 00:36:54.4 20000m 00:40:37.1							
59.		Marek Libor MTB Šumava Riders		1975	00:09:00.2	00:23:55.4	00:38:04.2	00:43:21.0	+00:06:23.1
M 41-50		2000m 00:03:56.3 4000m 00:08:24.5 6000m 00:11:50.2 8000m 00:15:20.5 10000m 00:18:46.5 12000m 00:22:25.7 14000m 00:26:59.5 16000m 00:31:48.3 18000m 00:36:43.3 20000m 00:40:38.9							
60.		Szuromi Bence		1976	00:09:28.3	00:24:05.6	00:37:59.2	00:43:26.1	+00:06:28.2
M 41-50		2000m 00:04:21.4 4000m 00:08:49.9 6000m 00:12:21.4 8000m 00:15:55.7 10000m 00:19:20.9 12000m 00:22:58.1 14000m 00:27:21.9 16000m 00:31:55.5 18000m 00:36:40.4 20000m 00:40:37.9							
61.		Zlamal Tomas Nutrend		1979	00:10:29.6	00:25:02.0	00:38:10.0	00:43:28.8	+00:06:30.9
M 41-50		2000m 00:05:06.5 4000m 00:09:48.0 6000m 00:13:22.8 8000m 00:16:58.9 10000m 00:20:26.2 12000m 00:24:00.6 14000m 00:28:14.3 16000m 00:32:37.9 18000m 00:37:03.3 20000m 00:40:41.7							
62.		Reszka Marcin 2kola		1979	00:10:05.2	00:24:18.9	00:38:33.9	00:43:30.4	+00:06:32.5
M 41-50		2000m 00:04:25.2 4000m 00:09:03.0 6000m 00:12:34.1 8000m 00:16:07.6 10000m 00:19:33.0 12000m 00:23:10.1 14000m 00:27:34.7 16000m 00:32:08.8 18000m 00:36:55.6 20000m 00:40:49.1							
63.		GERMAIN BRUNO NONO TEAM		1973	00:09:29.1	00:24:23.6	00:38:37.8	00:43:30.6	+00:06:32.7
M 41-50		2000m 00:04:16.3 4000m 00:08:49.8 6000m 00:12:25.1 8000m 00:15:59.4 10000m 00:19:32.8 12000m 00:23:13.2 14000m 00:27:43.2 16000m 00:32:16.9 18000m 00:37:04.4 20000m 00:40:48.7							
64.		Odekerken Christophe		1973	00:09:43.3	00:24:43.8	00:38:51.0	00:43:36.4	+00:06:38.5
M 41-50		2000m 00:04:23.1 4000m 00:09:03.0 6000m 00:12:34.1 8000m 00:16:16.2 10000m 00:19:41.7 12000m 00:23:21.2 14000m 00:27:46.6 16000m 00:32:17.4 18000m 00:37:13.2 20000m 00:41:00.1							
65.		Power Tom Tramore Wheelers		1975	00:10:06.7	00:24:46.8	00:39:06.6	00:43:56.4	+00:06:58.5
M 41-50		2000m 00:04:38.5 4000m 00:09:25.0 6000m 00:12:58.2 8000m 00:16:35.7 10000m 00:20:02.1 12000m 00:23:39.5 14000m 00:28:02.9 16000m 00:32:36.7 18000m 00:37:26.6 20000m 00:41:19.1							
66.		Mireisz Bernhard Tri-Sport Lübeck		1978	00:09:55.4	00:25:09.6	00:38:40.5	00:43:56.5	+00:06:58.5
M 41-50		2000m 00:04:32.2 4000m 00:09:14.1 6000m 00:12:51.5 8000m 00:16:27.4 10000m 00:19:59.9 12000m 00:23:48.2 14000m 00:28:13.9 16000m 00:32:47.8 18000m 00:37:28.4 20000m 00:41:18.9							
67.		Blanc Sebastien MTB Les Dejanthes Du Coteau (33350)		1975	00:10:05.7	00:24:59.1	00:38:48.4	00:44:04.0	+00:07:06.1
M 41-50		2000m 00:04:42.3 4000m 00:09:26.0 6000m 00:13:00.5 8000m 00:16:37.8 10000m 00:20:11.1 12000m 00:23:51.6 14000m 00:28:10.6 16000m 00:32:45.0 18000m 00:37:32.6 20000m 00:41:25.0							
68.		Ronsgard Per		1974	00:10:30.5	00:25:44.9	00:38:51.5	00:44:04.2	+00:07:06.3
M 41-50		2000m 00:04:57.5 4000m 00:09:47.4 6000m 00:13:26.6 8000m 00:17:08.0 10000m 00:20:43.2 12000m 00:24:22.4 14000m 00:28:39.1 16000m 00:33:06.0 18000m 00:37:40.7 20000m 00:41:25.0							
69.		Bar Ant RouvyFR		1979	00:10:30.7	00:25:45.8	00:38:43.3	00:44:04.9	+00:07:07.0
M 41-50		2000m 00:04:54.9 4000m 00:09:45.2 6000m 00:13:21.8 8000m 00:17:02.8 10000m 00:20:37.2 12000m 00:24:21.5 14000m 00:28:40.5 16000m 00:33:03.1 18000m 00:37:32.6 20000m 00:41:16.2							
70.		Wojnarowski Jacek RouvyPL		1977	00:10:05.4	00:25:19.8	00:38:41.2	00:44:05.7	+00:07:07.8
M 41-50		2000m 00:04:43.5 4000m 00:09:25.0 6000m 00:13:07.5 8000m 00:16:47.0 10000m 00:20:18.8 12000m 00:24:00.6 14000m 00:28:20.1 16000m 00:32:49.9 18000m 00:37:27.5 20000m 00:41:17.2							

ROUVY

ELITE

Santini

NUTREND®





























Rank cat	Jersey	Name	CoR	DoB	INT1	INT2	INT3	Finishtime	
71.		CAPELLI Arnaud Elite Drivo 2		1974	00:10:21.8	00:25:17.2	00:38:49.2	00:44:13.4	+00:07:15.5
M 41-50		2000m 4000m 6000m 8000m 10000m 12000m 14000m 16000m 18000m 20000m							
		00:04:54.3 00:09:40.1 00:13:14.4 00:16:49.6 00:20:21.3 00:24:07.6 00:28:34.4 00:33:03.1 00:37:36.9 00:41:26.3							
72.		Glaser Harald		1977	00:10:13.5	00:25:01.5	00:39:14.9	00:44:13.7	+00:07:15.8
M 41-50		2000m 4000m 6000m 8000m 10000m 12000m 14000m 16000m 18000m 20000m							
		00:04:48.5 00:09:30.9 00:13:04.6 00:16:47.4 00:20:19.1 00:23:54.9 00:28:19.7 00:32:52.6 00:37:37.3 00:41:28.6							
73.		Creteigny Laurent		1973	00:10:39.9	00:25:08.9	00:39:16.6	00:44:20.6	+00:07:22.7
M 41-50		2000m 4000m 6000m 8000m 10000m 12000m 14000m 16000m 18000m 20000m							
		00:04:44.5 00:09:37.3 00:13:13.6 00:16:50.7 00:20:18.8 00:23:55.5 00:28:31.4 00:33:07.8 00:37:57.6 00:41:47.2							
74.		jan_delancker jan Trust mtb team		1975	00:10:17.8	00:25:36.0	00:39:31.4	00:44:24.7	+00:07:26.7
M 41-50		2000m 4000m 6000m 8000m 10000m 12000m 14000m 16000m 18000m 20000m							
		00:04:42.3 00:09:34.0 00:13:16.7 00:16:56.7 00:20:30.2 00:24:14.6 00:28:37.4 00:33:13.8 00:37:57.7 00:41:43.3							
75.		Loki1972 Arndt		1972	00:10:50.1	00:25:24.2	00:39:33.8	00:44:28.7	+00:07:30.8
M 41-50		2000m 4000m 6000m 8000m 10000m 12000m 14000m 16000m 18000m 20000m							
		00:04:45.7 00:09:43.3 00:13:21.4 00:17:01.0 00:20:34.9 00:24:16.5 00:28:37.2 00:33:10.8 00:37:57.8 00:41:47.2							
76.		LaRoche Eric Taureaux de Gatineau		1980	00:10:02.3	00:24:58.0	00:39:17.8	00:44:35.4	+00:07:37.5
M 41-50		2000m 4000m 6000m 8000m 10000m 12000m 14000m 16000m 18000m 20000m							
		00:04:37.6 00:09:16.9 00:12:58.7 00:16:33.7 00:20:04.9 00:23:48.3 00:28:18.3 00:32:52.9 00:37:41.7 00:41:35.4							
77.		Łapiński Radosław		1972	00:10:06.7	00:25:09.1	00:39:16.4	00:44:35.5	+00:07:37.6
M 41-50		2000m 4000m 6000m 8000m 10000m 12000m 14000m 16000m 18000m 20000m							
		00:04:32.4 00:09:23.1 00:12:59.4 00:16:41.5 00:20:11.9 00:24:01.3 00:28:25.3 00:33:07.8 00:37:59.8 00:41:54.1							
78.		Zimoch Jeremi Old Skull Boys		1975	00:10:03.3	00:25:09.0	00:39:13.4	00:44:35.9	+00:07:38.0
M 41-50		2000m 4000m 6000m 8000m 10000m 12000m 14000m 16000m 18000m 20000m							
		00:04:44.4 00:09:25.8 00:13:00.5 00:16:37.6 00:20:14.0 00:23:55.4 00:28:21.2 00:33:03.7 00:37:59.6 00:41:49.5							
79.		Hengst Lothaire		1972	00:10:57.9	00:26:25.0	00:39:25.8	00:44:40.4	+00:07:42.5
M 41-50		2000m 4000m 6000m 8000m 10000m 12000m 14000m 16000m 18000m 20000m							
		00:05:07.7 00:10:06.1 00:13:53.7 00:17:42.1 00:21:24.8 00:25:07.9 00:29:26.8 00:33:55.2 00:38:20.9 00:41:58.4							
80.		Soeborg Tue		1976	00:10:09.7	00:25:18.9	00:39:45.3	00:44:40.6	+00:07:42.7
M 41-50		2000m 4000m 6000m 8000m 10000m 12000m 14000m 16000m 18000m 20000m							
		00:04:36.6 00:09:25.2 00:13:06.7 00:16:47.8 00:20:20.9 00:24:06.5 00:28:40.2 00:33:15.2 00:38:04.7 00:42:03.1							
81.		Monerris Javier		1979	00:10:48.7	00:25:46.2	00:39:34.7	00:44:48.5	+00:07:50.5
M 41-50		2000m 4000m 6000m 8000m 10000m 12000m 14000m 16000m 18000m 20000m							
		00:05:14.9 00:10:08.1 00:13:50.0 00:17:29.0 00:20:56.2 00:24:35.4 00:29:00.5 00:33:35.1 00:38:17.8 00:42:08.4							
82.		Johnston Adam TEAM VR Triathlon		1979	00:10:14.3	00:25:09.0	00:39:55.1	00:44:51.1	+00:07:53.2
M 41-50		2000m 4000m 6000m 8000m 10000m 12000m 14000m 16000m 18000m 20000m							
		00:04:33.6 00:09:31.2 00:13:11.5 00:16:47.8 00:20:19.1 00:23:56.2 00:28:30.9 00:33:13.1 00:38:14.4 00:42:10.0							
83.		Poluchowicz Artur		1974	00:10:14.8	00:25:37.0	00:40:02.8	00:45:00.5	+00:08:02.6
M 41-50		2000m 4000m 6000m 8000m 10000m 12000m 14000m 16000m 18000m 20000m							
		00:04:34.7 00:09:32.3 00:13:09.5 00:16:52.6 00:20:27.2 00:24:09.4 00:28:41.2 00:33:29.0 00:38:18.9 00:42:16.6							
84.		Niznik Roman Spektrum SZ		1979	00:10:19.6	00:25:27.1	00:40:08.0	00:45:13.7	+00:08:15.8
M 41-50		2000m 4000m 6000m 8000m 10000m 12000m 14000m 16000m 18000m 20000m							
		00:04:43.3 00:09:34.9 00:13:15.7 00:16:56.7 00:20:30.0 00:24:14.5 00:28:45.3 00:33:32.9 00:38:25.5 00:42:29.5							

ROUVY

ELITE

Santini

NUTREND®





























Rank cat	Jersey	Name	CoR	DoB	INT1	INT2	INT3	Finishtime	
85.		Kottier Maarten		1976	00:11:30.6	00:26:56.2	00:40:02.6	00:45:22.4	+00:08:24.5
M 41-50		2000m 00:05:26.8 4000m 00:10:22.5 6000m 00:14:11.7 8000m 00:18:01.0 10000m 00:21:40.6 12000m 00:25:34.0 14000m 00:29:46.9 16000m 00:34:08.4 18000m 00:38:51.9 20000m 00:42:39.5							
86.		Sicha Martin		1978	00:10:29.6	00:26:37.4	00:40:10.6	00:45:26.3	+00:08:28.3
M 41-50		2000m 00:05:18.8 4000m 00:09:51.1 6000m 00:13:21.4 8000m 00:16:55.6 10000m 00:20:26.3 12000m 00:25:29.9 14000m 00:29:46.7 16000m 00:34:20.2 18000m 00:39:01.1 20000m 00:42:46.9							
87.		Zajiček Milan		1973	00:11:05.8	00:26:19.4	00:40:46.7	00:45:30.0	+00:08:32.1
M 41-50		2000m 00:05:13.4 4000m 00:10:20.2 6000m 00:14:07.5 8000m 00:17:52.0 10000m 00:21:24.4 12000m 00:25:06.1 14000m 00:29:37.7 16000m 00:34:19.3 18000m 00:39:08.5 20000m 00:42:57.0							
88.		Bahn Carsten les déjantés du coteaux		1972	00:10:27.6	00:25:56.7	00:40:20.1	00:45:30.1	+00:08:32.2
M 41-50		2000m 00:04:39.4 4000m 00:09:43.9 6000m 00:13:30.6 8000m 00:17:07.9 10000m 00:20:45.1 12000m 00:24:28.5 14000m 00:29:09.5 16000m 00:34:05.3 18000m 00:39:03.0 20000m 00:42:52.8							
89.		Lapalency David		1977	00:10:10.4	00:25:36.1	00:40:12.7	00:45:33.1	+00:08:35.1
M 41-50		2000m 00:04:35.4 4000m 00:09:27.0 6000m 00:13:09.6 8000m 00:16:58.6 10000m 00:20:33.2 12000m 00:24:22.7 14000m 00:29:04.6 16000m 00:33:59.1 18000m 00:38:53.3 20000m 00:42:54.9							
90.		Mags Karl		1979	00:10:23.5	00:25:34.0	00:40:09.5	00:45:39.9	+00:08:42.0
M 41-50		2000m 00:04:46.1 4000m 00:09:38.9 6000m 00:13:21.0 8000m 00:17:01.9 10000m 00:20:36.9 12000m 00:24:22.1 14000m 00:28:58.8 16000m 00:33:53.1 18000m 00:38:54.2 20000m 00:42:53.8							
91.		GEROMIN IVAN		1976	00:11:04.1	00:26:15.6	00:40:24.1	00:45:43.2	+00:08:45.2
M 41-50		2000m 00:04:57.4 4000m 00:09:57.1 6000m 00:13:39.9 8000m 00:17:23.0 10000m 00:20:58.3 12000m 00:24:45.8 14000m 00:29:26.6 16000m 00:34:13.4 18000m 00:39:06.3 20000m 00:43:02.8							
92.		Bacon Chris		1973	00:10:57.0	00:26:35.2	00:40:29.8	00:45:56.7	+00:08:58.7
M 41-50		2000m 00:05:11.7 4000m 00:10:07.5 6000m 00:13:58.6 8000m 00:17:47.1 10000m 00:21:23.3 12000m 00:25:13.7 14000m 00:29:36.7 16000m 00:34:13.3 18000m 00:38:54.9 20000m 00:42:48.5							
93.		Roche Sean		1978	00:10:08.6	00:25:43.4	00:40:47.9	00:45:59.6	+00:09:01.7
M 41-50		2000m 00:04:24.4 4000m 00:09:28.2 6000m 00:13:11.7 8000m 00:16:59.8 10000m 00:20:45.3 12000m 00:24:33.7 14000m 00:29:09.6 16000m 00:34:14.4 18000m 00:39:36.7 20000m 00:43:20.9							
94.		Hodermarsky Tomáš		1980	00:10:40.9	00:26:18.3	00:40:47.9	00:46:02.7	+00:09:04.7
M 41-50		2000m 00:04:57.7 4000m 00:09:58.3 6000m 00:13:42.8 8000m 00:17:28.0 10000m 00:21:13.2 12000m 00:24:59.7 14000m 00:29:41.8 16000m 00:34:31.4 18000m 00:39:29.2 20000m 00:43:23.8							
95.		Friedrich Enrico		1974	00:10:49.0	00:26:36.4	00:40:42.9	00:46:12.6	+00:09:14.7
M 41-50		2000m 00:04:56.7 4000m 00:10:05.5 6000m 00:13:55.1 8000m 00:17:43.8 10000m 00:21:20.4 12000m 00:25:07.1 14000m 00:29:42.5 16000m 00:34:30.3 18000m 00:39:22.5 20000m 00:43:23.7							
96.		Wong Jonathan		1971	00:10:54.1	00:26:27.7	00:41:01.2	00:46:17.4	+00:09:19.5
M 41-50		2000m 00:05:02.6 4000m 00:10:09.5 6000m 00:13:57.8 8000m 00:17:44.0 10000m 00:21:23.6 12000m 00:25:12.8 14000m 00:29:53.6 16000m 00:34:40.9 18000m 00:39:39.4 20000m 00:43:40.0							
97.		Eisl Michael UES Eisenstadt		1978	00:09:39.5	00:25:42.1	00:41:30.0	00:46:17.4	+00:09:19.5
M 41-50		2000m 00:04:16.2 4000m 00:08:56.9 6000m 00:12:34.1 8000m 00:16:18.7 10000m 00:20:10.9 12000m 00:24:07.2 14000m 00:28:57.5 16000m 00:34:28.3 18000m 00:39:41.5 20000m 00:43:39.9							
98.		Hora Luděk		1980	00:10:48.7	00:26:43.5	00:41:01.1	00:46:17.5	+00:09:19.6
M 41-50		2000m 00:04:53.8 4000m 00:10:01.5 6000m 00:13:51.7 8000m 00:17:39.2 10000m 00:21:20.7 12000m 00:25:09.2 14000m 00:29:53.6 16000m 00:34:44.5 18000m 00:39:45.4 20000m 00:43:39.9							

ROUVY

ELITE

Santini

NUTREND®


















Rank cat	Jersey	Name	CoR	DoB	INT1	INT2	INT3	Finishtime	
99.		Hummelink Ronald		1978	00:11:01.9	00:26:38.4	00:40:45.0	00:46:25.0	+00:09:27.1
M 41-50		2000m 00:05:13.6 4000m 00:10:18.5 6000m 00:14:07.0 8000m 00:17:48.1 10000m 00:21:30.4 12000m 00:25:26.0 14000m 00:29:59.0 16000m 00:34:40.5 18000m 00:39:30.6 20000m 00:43:30.9							
00.		Balaz Stani		1974	00:10:46.8	00:26:29.9	00:41:14.4	00:46:32.0	+00:09:34.1
M 41-50		2000m 00:04:39.3 4000m 00:10:01.4 6000m 00:13:54.0 8000m 00:17:36.0 10000m 00:21:13.5 12000m 00:24:58.7 14000m 00:29:42.9 16000m 00:34:42.9 18000m 00:39:53.6 20000m 00:43:54.0							
01.		Dusenko Ivan		1980	00:11:28.2	00:27:00.6	00:41:25.3	00:46:41.0	+00:09:43.1
M 41-50		2000m 00:05:34.6 4000m 00:10:44.3 6000m 00:14:32.1 8000m 00:18:18.2 10000m 00:21:58.5 12000m 00:25:46.0 14000m 00:30:26.9 16000m 00:35:17.6 18000m 00:40:08.7 20000m 00:44:04.0							
02.		Jarlaczyński Łukasz		1974	00:10:48.7	00:26:38.3	00:41:15.3	00:46:47.5	+00:09:49.6
M 41-50		2000m 00:05:06.7 4000m 00:10:03.2 6000m 00:13:54.0 8000m 00:17:44.2 10000m 00:21:28.5 12000m 00:25:23.9 14000m 00:30:01.9 16000m 00:34:53.8 18000m 00:39:53.3 20000m 00:43:57.3							
03.		Świtala Krzysztof		1976	00:11:06.1	00:27:09.1	00:41:53.6	00:46:53.1	+00:09:55.1
M 41-50		2000m 00:05:01.7 4000m 00:10:20.4 6000m 00:14:08.6 8000m 00:17:55.3 10000m 00:21:39.6 12000m 00:25:35.9 14000m 00:30:19.8 16000m 00:35:02.5 18000m 00:39:53.4 20000m 00:44:09.2							
04.		Cesar Garcia		1972	00:11:08.0	00:26:40.7	00:41:40.3	00:47:03.2	+00:10:05.3
M 41-50		2000m 00:05:11.8 4000m 00:10:25.2 6000m 00:14:10.7 8000m 00:17:55.3 10000m 00:21:36.7 12000m 00:25:26.0 14000m 00:30:02.9 16000m 00:34:57.7 18000m 00:40:12.5 20000m 00:44:22.3							
05.		Guntorius Tomas		1971	00:10:24.4	00:26:14.2	00:41:32.2	00:47:03.7	+00:10:05.7
M 41-50		2000m 00:04:36.6 4000m 00:09:38.2 6000m 00:13:30.5 8000m 00:17:18.1 10000m 00:20:59.0 12000m 00:24:53.7 14000m 00:29:47.7 16000m 00:34:51.6 18000m 00:40:04.7 20000m 00:44:16.3							
06.		Hodonik Branislav		1973	00:10:36.7	00:26:19.2	00:41:39.5	00:47:04.2	+00:10:06.3
M 41-50		2000m 00:04:46.6 4000m 00:09:53.4 6000m 00:13:42.8 8000m 00:17:29.8 10000m 00:21:13.4 12000m 00:24:59.5 14000m 00:29:46.5 16000m 00:34:52.8 18000m 00:40:12.6 20000m 00:44:22.0							
07.		eygenraam kris		1977	00:10:58.0	00:26:44.7	00:41:47.6	00:47:12.3	+00:10:14.4
M 41-50		2000m 00:05:01.5 4000m 00:10:12.5 6000m 00:14:05.9 8000m 00:17:55.2 10000m 00:21:37.4 12000m 00:25:32.0 14000m 00:30:11.9 16000m 00:35:10.8 18000m 00:40:23.9 20000m 00:44:30.0							
08.		Bigarella Enda		1978	00:10:52.8	00:27:19.7	00:41:41.6	00:47:13.0	+00:10:15.1
M 41-50		2000m 00:05:01.0 4000m 00:10:05.9 6000m 00:13:54.4 8000m 00:17:38.9 10000m 00:21:19.6 12000m 00:26:07.3 14000m 00:30:43.0 16000m 00:35:29.1 18000m 00:40:25.0 20000m 00:44:21.5							
09.		Otta Tomas		1978	00:12:14.5	00:27:52.1	00:42:05.5	00:47:15.3	+00:10:17.4
M 41-50		2000m 00:05:39.0 4000m 00:11:06.8 6000m 00:14:57.0 8000m 00:18:52.7 10000m 00:22:29.0 12000m 00:26:20.3 14000m 00:31:02.4 16000m 00:35:57.0 18000m 00:40:53.2 20000m 00:44:40.4							
10.		Dall'era Felice		1977	00:11:30.7	00:26:40.5	00:41:40.6	00:47:16.8	+00:10:18.8
M 41-50		2000m 00:05:15.5 4000m 00:10:21.2 6000m 00:14:08.9 8000m 00:17:59.3 10000m 00:21:39.4 12000m 00:25:24.8 14000m 00:30:07.7 16000m 00:35:01.6 18000m 00:40:13.6 20000m 00:44:22.4							
11.		Christ Laurent		1974	00:11:09.3	00:27:26.7	00:41:46.5	00:47:17.0	+00:10:19.1
M 41-50		2000m 00:05:19.7 4000m 00:10:22.9 6000m 00:14:18.7 8000m 00:18:14.0 10000m 00:22:00.3 12000m 00:25:54.3 14000m 00:30:41.0 16000m 00:35:26.7 18000m 00:40:26.8 20000m 00:44:27.1							
12.		Harder Olli		1973	00:10:07.7	00:26:30.6	00:41:54.7	00:47:19.4	+00:10:21.5
M 41-50		2000m 00:04:38.5 4000m 00:09:30.3 6000m 00:13:11.5 8000m 00:16:59.1 10000m 00:20:46.1 12000m 00:24:51.8 14000m 00:29:42.9 16000m 00:34:58.8 18000m 00:40:23.2 20000m 00:44:37.7							

ROUVY

ELITE

Santini

NUTREND®













Rank cat	Jersey	Name	CoR	DoB	INT1	INT2	INT3	Finishtime	
13.		Hoskins Jason Faith Cycling		1972	00:10:46.8	00:27:03.3	00:41:56.7	00:47:21.9	+00:10:23.9
M 41-50		2000m 4000m 6000m 8000m 10000m 12000m 14000m 16000m 18000m 20000m 00:04:56.5 00:10:00.4 00:13:55.7 00:17:44.2 00:21:33.7 00:25:24.9 00:30:20.8 00:35:34.0 00:40:33.6 00:44:37.4							
14.		Beumer Reinhold Erkelenzer Radsport Club		1972	00:11:10.9	00:26:53.8	00:41:58.5	00:47:29.2	+00:10:31.3
M 41-50		2000m 4000m 6000m 8000m 10000m 12000m 14000m 16000m 18000m 20000m 00:05:10.9 00:10:27.5 00:14:15.8 00:18:05.1 00:21:44.7 00:25:32.1 00:30:31.8 00:35:27.0 00:40:34.6 00:44:42.3							
15.		Baláš Honza TTC Olomouc		1980	00:12:00.4	00:27:56.3	00:42:08.7	00:47:34.9	+00:10:37.0
M 41-50		2000m 4000m 6000m 8000m 10000m 12000m 14000m 16000m 18000m 20000m 00:05:21.7 00:10:50.4 00:14:45.9 00:18:46.4 00:22:31.5 00:26:26.3 00:31:05.2 00:35:58.6 00:40:52.6 00:44:50.2							
16.		Clift Steve Real Fitness Race Team		1973	00:11:33.1	00:27:26.3	00:42:18.5	00:47:35.3	+00:10:37.4
M 41-50		2000m 4000m 6000m 8000m 10000m 12000m 14000m 16000m 18000m 20000m 00:05:06.8 00:10:25.5 00:14:14.0 00:18:06.4 00:21:51.6 00:25:51.3 00:30:43.0 00:35:41.2 00:40:50.7 00:44:57.3							
17.		Gomes Rafael Clube de triatlo de Viseu		1976	00:11:12.8	00:27:28.0	00:42:45.0	00:47:41.6	+00:10:43.7
M 41-50		2000m 4000m 6000m 8000m 10000m 12000m 14000m 16000m 18000m 20000m 00:05:25.7 00:10:28.7 00:14:19.9 00:18:21.3 00:22:11.9 00:26:13.4 00:30:57.3 00:35:58.9 00:41:08.2 00:44:58.6							
18.		Puritani Marco ASD Valgrigna Cycling Team		1977	00:11:41.1	00:28:09.4	00:42:14.8	00:47:47.3	+00:10:49.4
M 41-50		2000m 4000m 6000m 8000m 10000m 12000m 14000m 16000m 18000m 20000m 00:05:36.9 00:10:54.6 00:14:53.9 00:18:51.4 00:22:39.8 00:26:36.7 00:31:18.3 00:36:05.0 00:40:58.1 00:44:55.3							
19.		Clay Richard Biggar Cycling Club		1974	00:11:32.8	00:27:57.4	00:42:39.6	00:47:50.6	+00:10:52.7
M 41-50		2000m 4000m 6000m 8000m 10000m 12000m 14000m 16000m 18000m 20000m 00:05:50.8 00:10:53.5 00:14:33.2 00:18:17.3 00:22:52.1 00:26:39.6 00:31:17.2 00:36:14.0 00:41:15.3 00:45:14.7							
20.		Flippance Neil		1977	00:12:00.3	00:27:44.1	00:42:29.8	00:47:50.9	+00:10:52.9
M 41-50		2000m 4000m 6000m 8000m 10000m 12000m 14000m 16000m 18000m 20000m 00:05:24.7 00:11:13.7 00:15:07.1 00:18:58.7 00:22:42.8 00:26:31.3 00:31:02.1 00:36:05.0 00:41:08.0 00:45:07.6							
21.		Spandel Tomasz		1976	00:10:53.9	00:27:08.7	00:42:34.6	00:47:55.4	+00:10:57.5
M 41-50		2000m 4000m 6000m 8000m 10000m 12000m 14000m 16000m 18000m 20000m 00:05:02.7 00:10:09.2 00:13:58.9 00:17:58.2 00:21:46.6 00:25:48.0 00:30:44.1 00:35:48.1 00:41:08.2 00:45:14.3							
22.		Królikowski Grzegorz		1975	00:10:34.8	00:26:49.7	00:42:28.9	00:48:02.6	+00:11:04.7
M 41-50		2000m 4000m 6000m 8000m 10000m 12000m 14000m 16000m 18000m 20000m 00:04:34.7 00:09:47.3 00:13:39.7 00:17:35.1 00:21:20.5 00:25:18.2 00:30:12.9 00:35:18.7 00:40:51.1 00:45:14.7							
23.		Gregório Jorge		1977	00:11:44.1	00:27:29.3	00:42:33.9	00:48:17.3	+00:11:19.4
M 41-50		2000m 4000m 6000m 8000m 10000m 12000m 14000m 16000m 18000m 20000m 00:05:40.7 00:10:57.7 00:14:42.0 00:18:30.6 00:22:13.7 00:26:03.4 00:30:40.8 00:35:43.8 00:41:03.1 00:45:25.7							
24.		Battilana santiago CT4S		1973	00:12:01.0	00:28:20.1	00:42:51.6	00:48:18.1	+00:11:20.2
M 41-50		2000m 4000m 6000m 8000m 10000m 12000m 14000m 16000m 18000m 20000m 00:06:00.1 00:11:18.8 00:15:08.0 00:19:09.6 00:22:55.8 00:26:51.5 00:31:30.2 00:36:27.1 00:41:26.1 00:45:34.8							
25.		ol he		1980	00:11:48.0	00:27:51.0	00:42:52.0	00:48:18.3	+00:11:20.3
M 41-50		2000m 4000m 6000m 8000m 10000m 12000m 14000m 16000m 18000m 20000m 00:05:36.7 00:11:01.4 00:15:00.9 00:18:55.7 00:22:40.9 00:26:35.5 00:31:20.0 00:36:15.0 00:41:27.2 00:45:35.7							
26.		MARQUES José Bandarras Clube Ciclismo de Trancoso		1974	00:12:59.6	00:28:46.3	00:43:11.0	00:48:18.6	+00:11:20.7
M 41-50		2000m 4000m 6000m 8000m 10000m 12000m 14000m 16000m 18000m 20000m 00:07:25.1 00:12:20.5 00:16:18.4 00:20:16.0 00:23:54.2 00:27:38.0 00:32:04.5 00:37:07.4 00:41:57.3 00:45:47.7							

ROUVY

ELITE

Santini

NUTREND®





























Rank	cat	Jersey	Name	CoR	DoB	INT1	INT2	INT3	Finishtime			
27.			Odwaga Bartłomiej RouvyPL		1978	00:11:03.1	00:27:20.7	00:42:58.8	00:48:23.9	+00:11:26.0		
M 41-50			2000m 00:04:53.6	4000m 00:10:17.1	6000m 00:14:13.7	8000m 00:18:03.5	10000m 00:21:46.8	12000m 00:25:44.2	14000m 00:30:44.0	16000m 00:36:01.3	18000m 00:41:26.2	20000m 00:45:43.7
28.			Biber Peter		1977	00:11:21.9	00:27:53.6	00:43:04.0	00:48:24.3	+00:11:26.4		
M 41-50			2000m 00:05:00.5	4000m 00:10:38.4	6000m 00:14:35.0	8000m 00:18:30.6	10000m 00:22:15.8	12000m 00:26:17.3	14000m 00:31:13.3	16000m 00:36:16.1	18000m 00:41:33.2	20000m 00:45:48.6
29.			Rydström Hampus Lammhultcyklisterna		1977	00:12:01.9	00:28:19.3	00:43:25.9	00:48:41.2	+00:11:43.3		
M 41-50			2000m 00:05:26.7	4000m 00:10:54.7	6000m 00:14:57.2	8000m 00:19:05.6	10000m 00:22:58.9	12000m 00:26:53.7	14000m 00:31:52.6	16000m 00:36:54.5	18000m 00:41:59.3	20000m 00:46:06.1
30.			Nel Rocco		1972	00:10:56.6	00:27:42.8	00:43:14.7	00:48:47.3	+00:11:49.4		
M 41-50			2000m 00:05:03.3	4000m 00:10:12.4	6000m 00:13:59.9	8000m 00:18:00.1	10000m 00:21:50.4	12000m 00:26:04.9	14000m 00:31:03.1	16000m 00:36:15.0	18000m 00:41:47.2	20000m 00:45:59.7
31.			Chrzanowski Marcin		1979	00:11:20.0	00:27:36.3	00:43:22.8	00:48:54.1	+00:11:56.1		
M 41-50			2000m 00:05:01.6	4000m 00:10:28.3	6000m 00:14:32.0	8000m 00:18:24.6	10000m 00:22:08.8	12000m 00:26:11.5	14000m 00:31:12.1	16000m 00:36:17.3	18000m 00:41:31.2	20000m 00:45:45.9
32.			Sauvage Laurent		1978	00:11:37.5	00:27:51.1	00:43:29.8	00:48:57.4	+00:11:59.5		
M 41-50			2000m 00:05:09.8	4000m 00:10:29.3	6000m 00:14:29.8	8000m 00:18:30.0	10000m 00:22:24.4	12000m 00:26:28.1	14000m 00:31:29.0	16000m 00:36:34.1	18000m 00:41:55.1	20000m 00:46:10.8
33.			Delafosse david ROUVY France Facebook		1972	00:10:56.8	00:27:14.9	00:43:29.1	00:48:58.5	+00:12:00.6		
M 41-50			2000m 00:04:53.2	4000m 00:10:14.2	6000m 00:14:03.9	8000m 00:18:01.0	10000m 00:21:47.2	12000m 00:25:49.0	14000m 00:30:53.0	16000m 00:36:14.9	18000m 00:41:52.3	20000m 00:46:15.9
34.			Kaczorowski -Rafal RouvyPL		1980	00:11:15.7	00:27:18.9	00:43:41.0	00:49:01.5	+00:12:03.6		
M 41-50			2000m 00:05:06.6	4000m 00:10:30.2	6000m 00:14:20.2	8000m 00:18:15.2	10000m 00:21:59.6	12000m 00:25:58.0	14000m 00:31:00.9	16000m 00:36:21.9	18000m 00:42:02.1	20000m 00:46:25.7
35.			Abbotts Justin		1974	00:11:52.0	00:28:29.3	00:43:52.2	00:49:08.6	+00:12:10.7		
M 41-50			2000m 00:05:27.8	4000m 00:11:07.5	6000m 00:15:14.1	8000m 00:19:17.4	10000m 00:23:01.1	12000m 00:26:59.4	14000m 00:32:07.7	16000m 00:37:11.3	18000m 00:42:17.7	20000m 00:46:35.1
36.			Rodger James ANIMaMills		1978	00:12:57.5	00:29:25.7	00:43:55.4	00:49:24.0	+00:12:26.1		
M 41-50			2000m 00:06:23.0	4000m 00:12:11.1	6000m 00:16:12.6	8000m 00:20:07.9	10000m 00:23:54.3	12000m 00:27:47.2	14000m 00:32:42.9	16000m 00:37:40.6	18000m 00:42:34.7	20000m 00:46:38.3
37.			Rocha Guille		1980	00:11:03.1	00:27:48.3	00:43:55.5	00:49:28.1	+00:12:30.2		
M 41-50			2000m 00:05:03.6	4000m 00:10:16.2	6000m 00:14:16.1	8000m 00:18:19.3	10000m 00:22:14.7	12000m 00:26:19.3	14000m 00:31:30.6	16000m 00:37:05.7	18000m 00:42:24.5	20000m 00:46:43.4
38.			Minarovic Peter		1977	00:12:39.2	00:28:13.2	00:44:16.1	00:49:32.4	+00:12:34.5		
M 41-50			2000m 00:05:56.0	4000m 00:11:32.7	6000m 00:15:28.2	8000m 00:19:18.7	10000m 00:23:02.0	12000m 00:26:49.6	14000m 00:31:52.2	16000m 00:37:06.4	18000m 00:42:37.6	20000m 00:47:00.2
39.			Santana Mario		1980	00:11:55.1	00:28:52.8	00:44:32.0	00:49:39.0	+00:12:41.1		
M 41-50			2000m 00:05:24.7	4000m 00:11:06.8	6000m 00:15:12.5	8000m 00:19:18.5	10000m 00:23:12.2	12000m 00:27:17.8	14000m 00:32:15.5	16000m 00:37:31.5	18000m 00:42:44.7	20000m 00:46:52.0
40.			Zingg Roland		1977	00:11:45.5	00:27:32.8	00:44:06.2	00:49:44.5	+00:12:46.6		
M 41-50			2000m 00:05:38.6	4000m 00:10:41.7	6000m 00:14:35.2	8000m 00:18:24.5	10000m 00:22:10.5	12000m 00:26:13.2	14000m 00:31:51.6	16000m 00:37:08.5	18000m 00:42:30.8	20000m 00:46:53.1

ROUVY

ELITE

Santini

NUTREND®





























Rank cat	Jersey	Name	CoR	DoB	INT1	INT2	INT3	Finishtime	
41.		Maluchnik Jarek RouvyPL		1980	00:11:51.9	00:28:54.2	00:44:26.3	00:49:52.8	+00:12:54.9
M 41-50		2000m 4000m 6000m 8000m 10000m 12000m 14000m 16000m 18000m 20000m							
		00:05:27.5 00:11:06.5 00:15:12.9 00:19:17.4 00:23:08.8 00:27:18.8 00:32:18.7 00:37:34.7 00:42:58.5 00:47:08.0							
42.		Tornow Julian		1980	00:11:27.8	00:28:08.4	00:44:19.6	00:49:54.4	+00:12:56.5
M 41-50		2000m 4000m 6000m 8000m 10000m 12000m 14000m 16000m 18000m 20000m							
		00:05:17.7 00:10:43.7 00:14:39.9 00:18:41.3 00:22:24.6 00:26:23.5 00:31:30.5 00:37:05.3 00:42:36.8 00:47:12.2							
43.		Dembiński Marek Wójtowicz TRI Team / Atimex		1974	00:12:12.3	00:28:56.3	00:44:22.3	00:49:59.0	+00:13:01.0
M 41-50		2000m 4000m 6000m 8000m 10000m 12000m 14000m 16000m 18000m 20000m							
		00:06:12.0 00:11:24.7 00:15:26.1 00:19:28.8 00:23:30.0 00:27:37.7 00:32:37.8 00:37:43.6 00:42:57.8 00:47:10.3							
44.		Plucinski Grzegorz		1973	00:11:31.8	00:27:56.2	00:44:46.7	00:49:59.2	+00:13:01.3
M 41-50		2000m 4000m 6000m 8000m 10000m 12000m 14000m 16000m 18000m 20000m							
		00:05:40.0 00:10:48.7 00:14:43.2 00:18:39.3 00:22:28.7 00:26:29.4 00:31:40.2 00:37:04.3 00:42:48.5 00:47:13.3							
45.		Magnon Jean-Christophe Lapinus Cretinus		1977	00:11:32.2	00:28:18.2	00:45:13.0	00:50:09.2	+00:13:11.3
M 41-50		2000m 4000m 6000m 8000m 10000m 12000m 14000m 16000m 18000m 20000m							
		00:05:17.8 00:10:44.5 00:14:52.4 00:19:02.4 00:23:02.2 00:26:59.5 00:32:05.5 00:37:58.0 00:43:19.0 00:47:27.1							
46.		Lepage Thierry		1979	00:14:12.1	00:30:16.9	00:45:11.3	00:50:09.9	+00:13:12.0
M 41-50		2000m 4000m 6000m 8000m 10000m 12000m 14000m 16000m 18000m 20000m							
		00:08:01.6 00:13:25.6 00:17:19.8 00:21:15.6 00:25:01.9 00:28:57.5 00:33:43.3 00:38:31.8 00:43:29.1 00:47:26.4							
47.		POLÁCH PETR		1975	00:11:26.1	00:28:11.2	00:44:31.6	00:50:10.6	+00:13:12.7
M 41-50		2000m 4000m 6000m 8000m 10000m 12000m 14000m 16000m 18000m 20000m							
		00:05:17.6 00:10:35.5 00:14:35.1 00:18:32.5 00:22:31.6 00:26:43.6 00:31:56.4 00:37:15.3 00:42:51.7 00:47:27.4							
48.		Pereira Rui NaDesmontes Cycling Spirit		1971	00:10:06.3	00:26:48.8	00:44:26.4	00:50:12.1	+00:13:14.2
M 41-50		2000m 4000m 6000m 8000m 10000m 12000m 14000m 16000m 18000m 20000m							
		00:04:41.2 00:09:19.1 00:13:11.7 00:17:08.1 00:20:59.3 00:25:14.9 00:30:42.7 00:36:23.0 00:42:20.6 00:47:07.1							
49.		Grininger Gerald		1979	00:11:31.8	00:28:34.5	00:44:52.8	00:50:12.7	+00:13:14.7
M 41-50		2000m 4000m 6000m 8000m 10000m 12000m 14000m 16000m 18000m 20000m							
		00:05:18.5 00:10:46.8 00:14:40.0 00:18:30.5 00:22:34.5 00:26:55.7 00:32:04.4 00:37:36.5 00:43:30.9 00:47:27.0							
50.		Egger Toni		1974	00:11:24.2	00:28:37.1	00:45:06.2	00:50:12.7	+00:13:14.8
M 41-50		2000m 4000m 6000m 8000m 10000m 12000m 14000m 16000m 18000m 20000m							
		00:04:56.7 00:10:37.4 00:14:42.0 00:18:54.6 00:22:57.1 00:27:12.7 00:32:14.4 00:37:32.7 00:43:14.6 00:47:29.1							
51.		Argerich Jeroni		1978	00:12:01.4	00:28:47.5	00:45:19.0	00:50:20.4	+00:13:22.5
M 41-50		2000m 4000m 6000m 8000m 10000m 12000m 14000m 16000m 18000m 20000m							
		00:05:17.0 00:11:13.6 00:15:12.4 00:19:13.6 00:23:07.9 00:27:10.5 00:32:14.5 00:37:37.6 00:43:16.9 00:47:41.5							
52.		Krzesza Radek TREK Puchałka Sport Team / 18000metrow.pl		1978	00:10:49.8	00:27:47.0	00:44:46.5	00:50:21.0	+00:13:23.1
M 41-50		2000m 4000m 6000m 8000m 10000m 12000m 14000m 16000m 18000m 20000m							
		00:04:35.5 00:09:48.2 00:13:40.8 00:17:48.9 00:21:41.4 00:26:25.5 00:31:26.2 00:37:12.2 00:43:07.8 00:47:40.1							
53.		Ravnkilde Thomas SCC		1973	00:12:06.3	00:28:37.4	00:44:37.5	00:50:21.2	+00:13:23.2
M 41-50		2000m 4000m 6000m 8000m 10000m 12000m 14000m 16000m 18000m 20000m							
		00:05:38.0 00:11:18.7 00:15:18.1 00:19:20.4 00:23:08.9 00:27:10.3 00:32:16.7 00:37:30.4 00:42:58.7 00:47:31.0							
54.		Židek Tomáš		1980	00:11:24.0	00:28:19.2	00:44:51.3	00:50:21.5	+00:13:23.5
M 41-50		2000m 4000m 6000m 8000m 10000m 12000m 14000m 16000m 18000m 20000m							
		00:04:59.3 00:10:34.6 00:14:44.0 00:18:51.3 00:22:44.6 00:26:54.3 00:32:05.6 00:37:37.5 00:43:18.6 00:47:41.4							

ROUVY

ELITE

Santini

NUTREND®

Rank cat	Jersey	Name	CoR	DoB	INT1	INT2	INT3	Finishtime	
55.		Duignan Gary None		1974	00:11:56.5	00:28:43.3	00:45:07.9	00:50:36.8	+00:13:38.9
M 41-50		2000m 00:05:17.7 4000m 00:10:49.4 6000m 00:14:46.2 8000m 00:18:50.2 10000m 00:22:44.9 12000m 00:26:56.7 14000m 00:32:19.4 16000m 00:37:56.8 18000m 00:43:33.0 20000m 00:47:57.5							
56.		Veres Peter		1976	00:11:33.0	00:28:45.6	00:44:47.5	00:50:38.1	+00:13:40.2
M 41-50		2000m 00:05:07.5 4000m 00:10:31.5 6000m 00:14:55.4 8000m 00:19:09.9 10000m 00:23:08.2 12000m 00:27:27.6 14000m 00:32:35.6 16000m 00:37:54.8 18000m 00:43:25.9 20000m 00:47:47.4							
57.		biulius		1975	00:11:20.9	00:27:54.2	00:45:01.8	00:50:40.4	+00:13:42.5
M 41-50		2000m 00:05:11.8 4000m 00:10:32.6 6000m 00:14:35.9 8000m 00:18:36.6 10000m 00:22:28.7 12000m 00:26:29.3 14000m 00:31:30.1 16000m 00:36:37.4 18000m 00:43:31.1 20000m 00:47:52.2							
58.		Tomášik Ján		1977	00:12:01.3	00:28:16.2	00:45:29.9	00:51:02.3	+00:14:04.3
M 41-50		2000m 00:05:45.1 4000m 00:11:18.7 6000m 00:15:12.2 8000m 00:19:02.5 10000m 00:22:52.9 12000m 00:26:53.6 14000m 00:32:01.7 16000m 00:37:33.6 18000m 00:43:54.2 20000m 00:48:13.3							
59.		POUZOLS Frédéric		1976	00:12:14.1	00:29:38.9	00:45:33.9	00:51:06.5	+00:14:08.6
M 41-50		2000m 00:05:40.8 4000m 00:11:25.0 6000m 00:15:34.4 8000m 00:19:46.0 10000m 00:23:45.4 12000m 00:27:58.1 14000m 00:33:11.2 16000m 00:38:42.3 18000m 00:44:07.9 20000m 00:48:18.2							
60.		Ferreira Case Ultra Esportes		1975	00:12:14.4	00:29:21.5	00:45:15.9	00:51:08.0	+00:14:10.1
M 41-50		2000m 00:06:01.0 4000m 00:11:25.8 6000m 00:15:39.5 8000m 00:19:44.7 10000m 00:23:46.3 12000m 00:27:59.9 14000m 00:33:04.2 16000m 00:38:14.8 18000m 00:43:49.3 20000m 00:48:06.3							
61.		Schreiner Claude		1972	00:11:59.5	00:29:27.0	00:45:21.6	00:51:17.3	+00:14:19.4
M 41-50		2000m 00:05:49.0 4000m 00:11:10.7 6000m 00:15:12.3 8000m 00:19:34.7 10000m 00:23:34.1 12000m 00:27:46.0 14000m 00:32:51.9 16000m 00:38:32.9 18000m 00:43:50.3 20000m 00:48:25.5							
62.		Boyko Yuriy https://www.strava.com/clubs/NineRiders		1972	00:13:18.9	00:29:43.2	00:45:39.8	00:51:24.2	+00:14:26.3
M 41-50		2000m 00:07:05.5 4000m 00:12:37.7 6000m 00:16:33.5 8000m 00:20:32.4 10000m 00:24:19.2 12000m 00:28:20.0 14000m 00:33:25.0 16000m 00:38:46.6 18000m 00:44:09.6 20000m 00:48:31.6							
63.		Torres Jorge		1978	00:12:13.3	00:28:56.5	00:46:18.2	00:51:41.9	+00:14:43.9
M 41-50		2000m 00:05:16.9 4000m 00:11:31.9 6000m 00:15:39.6 8000m 00:19:32.7 10000m 00:23:18.1 12000m 00:27:16.0 14000m 00:32:44.7 16000m 00:38:37.9 18000m 00:44:38.3 20000m 00:48:59.9							
64.		Hába Jan Joskatel Team		1980	00:16:30.1	00:32:13.9	00:47:19.1	00:52:01.0	+00:15:03.1
M 41-50		2000m 00:09:53.1 4000m 00:15:17.2 6000m 00:19:14.9 8000m 00:23:09.0 10000m 00:26:52.7 12000m 00:30:57.3 14000m 00:35:52.8 16000m 00:40:56.9 18000m 00:45:44.9 20000m 00:49:25.8							
65.		Szczygieł Mateusz		1978	00:13:02.6	00:29:50.9	00:46:54.9	00:52:06.0	+00:15:08.1
M 41-50		2000m 00:05:57.0 4000m 00:11:50.1 6000m 00:16:06.5 8000m 00:20:11.9 10000m 00:24:07.5 12000m 00:28:21.0 14000m 00:33:48.2 16000m 00:39:16.1 18000m 00:45:02.3 20000m 00:49:17.9							
66.		Schlögel Tobias		1979	00:13:26.9	00:30:51.2	00:47:11.7	00:52:10.1	+00:15:12.1
M 41-50		2000m 00:06:30.3 4000m 00:12:41.4 6000m 00:16:52.9 8000m 00:21:06.3 10000m 00:25:04.9 12000m 00:29:09.2 14000m 00:34:21.4 16000m 00:39:40.3 18000m 00:45:15.6 20000m 00:49:28.8							
67.		Grandolini Maurizio Morris Team		1978	00:12:00.1	00:29:03.6	00:46:12.9	00:52:11.3	+00:15:13.4
M 41-50		2000m 00:05:18.7 4000m 00:10:50.9 6000m 00:14:57.0 8000m 00:19:06.8 10000m 00:23:06.0 12000m 00:27:17.9 14000m 00:32:43.7 16000m 00:38:21.8 18000m 00:44:27.2 20000m 00:49:10.8							
68.		Hito Ben		1978	00:12:24.6	00:29:58.0	00:47:10.9	00:52:14.5	+00:15:16.5
M 41-50		2000m 00:05:17.6 4000m 00:11:13.6 6000m 00:15:35.4 8000m 00:19:50.8 10000m 00:24:01.5 12000m 00:28:23.3 14000m 00:33:43.1 16000m 00:39:27.1 18000m 00:45:15.6 20000m 00:49:33.7							

ROUVY

ELITE

Santini

NUTREND®






















Rank cat	Jersey	Name	CoR	DoB	INT1	INT2	INT3	Finishtime	
69.		Zuniga Jose L		1971	00:13:24.7	00:31:03.2	00:47:11.6	00:52:23.1	+00:15:25.1
M 41-50		2000m 00:05:54.8 4000m 00:12:31.4 6000m 00:16:54.0 8000m 00:21:13.3 10000m 00:25:21.9 12000m 00:29:42.6 14000m 00:34:37.5 16000m 00:39:50.4 18000m 00:45:15.7 20000m 00:49:29.8		Username ZungJL					
70.		Šanc Petr		1980	00:12:06.1	00:29:22.7	00:46:21.1	00:52:27.6	+00:15:29.7
M 41-50		2000m 00:05:33.8 4000m 00:11:19.6 6000m 00:15:24.5 8000m 00:19:28.6 10000m 00:23:30.0 12000m 00:27:41.8 14000m 00:33:33.9 16000m 00:39:11.3 18000m 00:44:51.3 20000m 00:49:24.8		Username petrsanc					
71.		Charlton Bobby		1975	00:12:02.5	00:30:47.1	00:47:06.2	00:52:44.4	+00:15:46.5
M 41-50		2000m 00:05:33.8 4000m 00:11:04.6 6000m 00:15:35.6 8000m 00:20:24.2 10000m 00:24:47.9 12000m 00:29:06.3 14000m 00:34:17.5 16000m 00:39:53.3 18000m 00:45:20.4 20000m 00:49:55.0		Username bobby1234					
72.		Hennings Christian		1978	00:12:27.6	00:30:07.1	00:47:27.0	00:52:48.9	+00:15:51.0
M 41-50		2000m 00:05:45.1 4000m 00:11:39.0 6000m 00:15:48.4 8000m 00:20:09.2 10000m 00:24:06.3 12000m 00:28:22.1 14000m 00:33:40.4 16000m 00:39:31.3 18000m 00:45:29.7 20000m 00:50:02.8		Username chrisblitz					
73.		Grifa Matthew		1980	00:12:59.9	00:30:16.1	00:47:19.5	00:53:02.6	+00:16:04.7
M 41-50		2000m 00:05:55.0 4000m 00:11:45.0 6000m 00:16:04.6 8000m 00:20:19.1 10000m 00:24:22.6 12000m 00:28:33.5 14000m 00:33:50.3 16000m 00:39:31.7 18000m 00:45:35.9 20000m 00:50:14.2		Username mgrifa					
74.		Bourgault Jean-baptiste		1980	00:12:24.7	00:30:17.9	00:47:31.7	00:53:11.6	+00:16:13.7
M 41-50		2000m 00:05:22.8 4000m 00:11:11.8 6000m 00:15:23.3 8000m 00:19:41.8 10000m 00:23:58.4 12000m 00:28:29.1 14000m 00:33:57.4 16000m 00:39:58.5 18000m 00:45:54.1 20000m 00:50:19.8		Username jbbourgault					
75.		Kozyra Jacek		1971	00:13:12.5	00:30:50.7	00:47:43.4	00:53:13.4	+00:16:15.5
M 41-50		2000m 00:05:59.1 4000m 00:12:21.2 6000m 00:16:42.7 8000m 00:20:53.4 10000m 00:24:52.8 12000m 00:29:08.7 14000m 00:34:25.5 16000m 00:40:05.7 18000m 00:45:57.9 20000m 00:50:32.3		Username wrednywirus					
76.		Govejsek Erik		1971	00:12:42.8	00:30:10.7	00:48:08.8	00:53:13.6	+00:16:15.6
M 41-50		2000m 00:05:55.7 4000m 00:11:53.2 6000m 00:16:07.7 8000m 00:20:17.9 10000m 00:24:13.7 12000m 00:28:36.1 14000m 00:34:06.3 16000m 00:39:56.7 18000m 00:46:02.0 20000m 00:50:30.1		Username erikgojevsek					
77.		Styles Andrew		1972	00:13:22.8	00:31:08.5	00:48:27.6	00:53:32.4	+00:16:34.5
M 41-50		2000m 00:06:14.9 4000m 00:12:35.3 6000m 00:16:54.0 8000m 00:21:14.6 10000m 00:25:17.8 12000m 00:29:32.4 14000m 00:35:02.0 16000m 00:40:41.9 18000m 00:46:25.0 20000m 00:50:48.3		Username nobbystyles72					
78.		Mallard Sebastien		1977	00:12:25.2	00:30:39.0	00:48:14.7	00:53:44.1	+00:16:46.2
M 41-50		2000m 00:05:28.6 4000m 00:11:40.1 6000m 00:15:59.7 8000m 00:20:16.2 10000m 00:24:23.3 12000m 00:28:48.2 14000m 00:34:35.6 16000m 00:40:18.9 18000m 00:46:32.8 20000m 00:51:07.0		Username vspl					
79.		Rawley Kieran		1971	00:13:10.8	00:30:45.0	00:48:32.4	00:53:46.5	+00:16:48.6
M 41-50		2000m 00:05:55.8 4000m 00:11:53.9 6000m 00:16:27.5 8000m 00:20:55.3 10000m 00:24:57.7 12000m 00:29:13.6 14000m 00:34:43.4 16000m 00:40:24.0 18000m 00:46:27.8 20000m 00:51:10.0		Username kieranrawley					
80.		Mäkelä Jani		1972	00:12:33.0	00:31:09.7	00:48:28.6	00:53:47.2	+00:16:49.2
M 41-50		2000m 00:05:23.8 4000m 00:11:25.9 6000m 00:15:51.6 8000m 00:20:13.1 10000m 00:24:31.5 12000m 00:29:04.5 14000m 00:34:43.8 16000m 00:40:34.7 18000m 00:46:43.2 20000m 00:51:11.3		Username jaska27					
81.		SEGAUD Christophe		1973	00:12:39.7	00:30:53.3	00:48:24.7	00:53:54.1	+00:16:56.2
M 41-50		2000m 00:05:56.2 4000m 00:11:46.1 6000m 00:16:07.4 8000m 00:20:31.1 10000m 00:24:37.6 12000m 00:29:06.2 14000m 00:34:39.4 16000m 00:40:15.8 18000m 00:46:17.9 20000m 00:51:04.2		Username christophe1973					
82.		poli claudio		1977	00:13:24.7	00:32:09.3	00:48:10.6	00:53:55.5	+00:16:57.6
M 41-50		2000m 00:06:08.1 4000m 00:12:32.2 6000m 00:17:02.9 8000m 00:21:38.3 10000m 00:26:11.5 12000m 00:30:38.2 14000m 00:35:33.8 16000m 00:41:00.9 18000m 00:46:39.3 20000m 00:51:04.2		Username policlaudio					

ROUVY

ELITE

Santini

NUTREND®




Rank cat	Jersey	Name	CoR	DoB	INT1	INT2	INT3	Finishtime	
83.		TOMAS PL Tomasz YelloBike Chorzów		1979	00:12:44.7	00:30:34.9	00:48:19.4	00:54:08.4	+00:17:10.5
M 41-50		2000m 00:05:41.6 4000m 00:11:52.2 6000m 00:16:09.5 8000m 00:20:31.0 10000m 00:24:35.7 12000m 00:28:45.5 14000m 00:34:17.2 16000m 00:40:27.5 18000m 00:46:28.0 20000m 00:51:19.4							
84.		Vargas Rodrigo MR11		1973	00:12:58.7	00:31:01.4	00:47:53.3	00:54:14.2	+00:17:16.3
M 41-50		2000m 00:05:58.1 4000m 00:12:03.3 6000m 00:16:26.9 8000m 00:20:47.0 10000m 00:25:04.1 12000m 00:29:36.6 14000m 00:34:58.7 16000m 00:40:35.8 18000m 00:46:20.0 20000m 00:50:54.4							
85.		Moxon Andrew		1971	00:14:15.2	00:32:36.8	00:49:41.2	00:55:18.3	+00:18:20.4
M 41-50		2000m 00:07:04.0 4000m 00:13:22.6 6000m 00:17:54.9 8000m 00:22:11.9 10000m 00:26:17.1 12000m 00:30:44.1 14000m 00:36:30.0 16000m 00:42:11.3 18000m 00:48:00.5 20000m 00:52:29.8							
86.		Pjatak Stanislav CKT Svit		1973	00:15:24.8	00:35:07.7	00:49:57.9	00:55:21.7	+00:18:23.8
M 41-50		2000m 00:06:57.5 4000m 00:14:06.7 6000m 00:19:03.5 8000m 00:23:56.4 10000m 00:28:35.4 12000m 00:33:21.9 14000m 00:38:41.2 16000m 00:43:36.9 18000m 00:48:42.7 20000m 00:52:36.4							
87.		Zamudio Julián Tigers Riders		1976	00:16:27.3	00:33:58.2	00:49:51.1	00:55:30.5	+00:18:32.6
M 41-50		2000m 00:08:27.5 4000m 00:15:14.3 6000m 00:19:34.6 8000m 00:23:55.4 10000m 00:28:05.1 12000m 00:32:23.7 14000m 00:37:25.5 16000m 00:42:50.7 18000m 00:48:20.6 20000m 00:52:41.4							
88.		Roche Cullen		1980	00:12:28.6	00:31:08.1	00:49:50.8	00:55:46.5	+00:18:48.6
M 41-50		2000m 00:05:41.7 4000m 00:11:40.8 6000m 00:16:02.6 8000m 00:20:31.9 10000m 00:24:58.5 12000m 00:29:37.7 14000m 00:35:17.6 16000m 00:41:29.0 18000m 00:47:49.2 20000m 00:52:49.5							
89.		Celis Ricardo Grufit		1972	00:14:03.2	00:32:13.8	00:50:01.2	00:55:54.8	+00:18:56.9
M 41-50		2000m 00:06:51.3 4000m 00:13:11.6 6000m 00:17:52.2 8000m 00:22:11.9 10000m 00:26:10.4 12000m 00:30:36.2 14000m 00:36:13.2 16000m 00:42:12.6 18000m 00:48:15.7 20000m 00:53:02.6							
90.		Podhorec Rasto		1972	00:12:37.7	00:30:52.5	00:50:13.2	00:55:58.9	+00:19:01.0
M 41-50		2000m 00:05:56.8 4000m 00:11:50.8 6000m 00:16:02.5 8000m 00:20:19.9 10000m 00:24:34.7 12000m 00:29:13.3 14000m 00:36:55.0 16000m 00:42:40.0 18000m 00:48:41.7 20000m 00:53:09.7							
91.		Dias Andre		1975	00:14:45.1	00:32:58.0	00:50:45.4	00:56:04.8	+00:19:06.9
M 41-50		2000m 00:07:09.5 4000m 00:13:54.7 6000m 00:18:32.4 8000m 00:22:56.8 10000m 00:27:02.8 12000m 00:31:25.5 14000m 00:36:54.5 16000m 00:42:40.8 18000m 00:48:39.5 20000m 00:53:19.8							
92.		mllevat mik VO2 Team		1971	00:14:22.9	00:33:26.9	00:50:29.5	00:56:05.8	+00:19:07.9
M 41-50		2000m 00:06:44.1 4000m 00:13:04.4 6000m 00:17:50.9 8000m 00:22:33.9 10000m 00:27:02.6 12000m 00:31:36.5 14000m 00:37:33.8 16000m 00:43:08.8 18000m 00:48:33.5 20000m 00:53:05.8							
93.		Bulín Petr P.B.C.		1971	00:19:32.1	00:35:34.5	00:50:58.5	00:56:07.8	+00:19:09.8
M 41-50		2000m 00:12:58.6 4000m 00:18:20.6 6000m 00:22:20.6 8000m 00:26:15.1 10000m 00:30:01.9 12000m 00:33:56.2 14000m 00:38:55.9 16000m 00:43:58.9 18000m 00:49:08.7 20000m 00:53:20.6							
94.		McCloskey Colin		1976	00:14:03.3	00:32:56.8	00:51:04.5	00:56:21.2	+00:19:23.3
M 41-50		2000m 00:06:32.3 4000m 00:13:09.7 6000m 00:17:46.2 8000m 00:22:12.0 10000m 00:26:18.5 12000m 00:30:59.3 14000m 00:37:00.8 16000m 00:42:53.9 18000m 00:48:58.0 20000m 00:53:35.7							
95.		Bulla L'udovít		1977	00:11:43.2	00:35:30.1	00:51:23.1	00:56:22.8	+00:19:24.9
M 41-50		2000m 00:05:28.3 4000m 00:10:58.3 6000m 00:14:55.0 8000m 00:19:00.3 10000m 00:23:28.3 12000m 00:33:48.3 14000m 00:38:55.8 16000m 00:44:07.1 18000m 00:49:26.7 20000m 00:53:42.7							
96.		Weihs Gerald		1978	00:13:24.3	00:31:47.0	00:51:04.6	00:56:29.1	+00:19:31.1
M 41-50		2000m 00:05:55.9 4000m 00:12:02.9 6000m 00:16:41.8 8000m 00:21:06.1 10000m 00:25:29.8 12000m 00:30:00.6 14000m 00:35:51.6 16000m 00:42:02.0 18000m 00:48:22.5 20000m 00:53:23.4							

ROUVY

ELITE

Santini

NUTREND®





























Rank cat	Jersey	Name	CoR	DoB	INT1	INT2	INT3	Finishtime	
97.		Gil Luis Templarios BTT		1973	00:13:23.7	00:30:57.4	00:50:17.0	00:56:37.7	+00:19:39.8
M 41-50		2000m 00:06:34.0 4000m 00:12:34.4 6000m 00:16:58.6 8000m 00:21:02.2 10000m 00:25:03.7 12000m 00:29:25.7 14000m 00:34:59.7 16000m 00:41:44.2 18000m 00:48:25.8 20000m 00:53:19.5							
98.		Sánchez Moreira Ricardo Grupeta Navia		1977	00:17:39.1	00:35:06.6	00:51:14.2	00:56:38.5	+00:19:40.6
M 41-50		2000m 00:09:53.3 4000m 00:16:16.7 6000m 00:20:47.0 8000m 00:25:04.9 10000m 00:29:10.3 12000m 00:33:36.1 14000m 00:38:31.2 16000m 00:43:51.1 18000m 00:49:23.8 20000m 00:53:44.0							
99.		Salsa Pepe Bajkonur		1979	00:14:04.4	00:32:34.5	00:51:32.2	00:57:04.3	+00:20:06.4
M 41-50		2000m 00:06:46.2 4000m 00:12:53.3 6000m 00:17:19.8 8000m 00:21:46.5 10000m 00:26:04.3 12000m 00:30:38.0 14000m 00:36:39.1 16000m 00:43:02.0 18000m 00:49:37.0 20000m 00:54:23.0							
100.		B-- J--		1977	00:13:59.0	00:35:07.8	00:54:19.4	00:59:39.9	+00:22:42.0
M 41-50		2000m 00:06:14.1 4000m 00:12:59.7 6000m 00:17:46.3 8000m 00:22:36.8 10000m 00:27:44.2 12000m 00:33:12.2 14000m 00:39:42.7 16000m 00:46:05.9 18000m 00:52:18.4 20000m 00:56:47.6							
101.		Wutschka Jürgen		1972	00:14:02.9	00:33:51.4	00:54:15.4	00:59:41.5	+00:22:43.6
M 41-50		2000m 00:06:06.9 4000m 00:12:49.2 6000m 00:17:30.9 8000m 00:22:18.8 10000m 00:26:52.7 12000m 00:31:39.5 14000m 00:38:05.8 16000m 00:44:52.1 18000m 00:51:46.3 20000m 00:56:57.6							
102.		elnen1 Alberto		1976	00:15:33.0	00:34:49.3	00:54:05.4	00:59:45.3	+00:22:47.4
M 41-50		2000m 00:07:18.8 4000m 00:14:16.7 6000m 00:18:49.4 8000m 00:23:26.9 10000m 00:27:57.4 12000m 00:32:45.0 14000m 00:38:55.2 16000m 00:45:36.4 18000m 00:51:56.2 20000m 00:56:47.5							
103.		Kolenič Peter		1978	00:15:21.6	00:35:09.9	00:54:14.8	01:00:17.7	+00:23:19.8
M 41-50		2000m 00:07:05.2 4000m 00:14:28.9 6000m 00:19:22.8 8000m 00:24:06.3 10000m 00:28:46.2 12000m 00:33:20.9 14000m 00:39:25.3 16000m 00:45:44.7 18000m 00:52:18.2 20000m 00:57:25.4							
104.		JOLU Erwan		1976	00:13:45.9	00:33:22.4	00:54:28.8	01:00:27.6	+00:23:29.7
M 41-50		2000m 00:06:00.7 4000m 00:12:53.2 6000m 00:17:29.9 8000m 00:22:06.6 10000m 00:26:36.3 12000m 00:31:17.0 14000m 00:37:42.9 16000m 00:44:50.4 18000m 00:52:18.5 20000m 00:57:32.7							
105.		KALUZA Martin		1979	00:13:45.9	00:34:13.5	00:55:15.4	01:00:47.7	+00:23:49.8
M 41-50		2000m 00:06:14.1 4000m 00:12:52.6 6000m 00:17:31.0 8000m 00:22:30.0 10000m 00:27:07.4 12000m 00:32:19.6 14000m 00:38:56.9 16000m 00:46:07.7 18000m 00:53:11.5 20000m 00:58:09.4							
106.		DIAS HUGO Bandarras Clube Ciclismo de Trancoso		1973	00:14:00.1	00:36:10.3	00:56:10.1	01:02:33.4	+00:25:35.5
M 41-50		2000m 00:06:21.1 4000m 00:12:53.6 6000m 00:18:12.3 8000m 00:23:27.1 10000m 00:28:21.4 12000m 00:34:27.4 14000m 00:40:33.9 16000m 00:47:11.3 18000m 00:53:51.8 20000m 00:59:08.7							
107.		molina jose luis		1974	00:19:57.7	00:38:52.1	00:57:48.0	01:03:06.0	+00:26:08.1
M 41-50		2000m 00:04:57.7 4000m 00:18:18.1 6000m 00:23:42.3 8000m 00:28:25.2 10000m 00:32:30.5 12000m 00:37:18.7 14000m 00:43:09.0 16000m 00:49:30.9 18000m 00:55:49.4 20000m 01:00:22.8							
108.		Beisel Kai		1971	00:16:09.6	00:37:39.0	00:57:49.6	01:03:18.2	+00:26:20.3
M 41-50		2000m 00:08:11.7 4000m 00:15:10.4 6000m 00:20:08.9 8000m 00:25:17.1 10000m 00:30:22.8 12000m 00:35:44.1 14000m 00:42:07.7 16000m 00:48:46.8 18000m 00:55:27.1 20000m 01:00:24.6							
109.		FUENTE JORDI		1971	00:14:54.3	00:36:14.5	00:57:19.4	01:03:18.5	+00:26:20.5
M 41-50		2000m 00:06:38.1 4000m 00:14:01.7 6000m 00:19:05.8 8000m 00:24:16.8 10000m 00:29:04.3 12000m 00:33:55.1 14000m 00:40:46.8 16000m 00:47:50.4 18000m 00:55:12.2 20000m 01:00:28.0							
110.		Banescu Johann		1980	00:15:53.9	00:37:27.6	00:58:17.8	01:04:25.8	+00:27:27.9
M 41-50		2000m 00:07:17.2 4000m 00:14:36.0 6000m 00:19:43.9 8000m 00:24:48.6 10000m 00:29:48.7 12000m 00:35:11.6 14000m 00:41:56.2 16000m 00:48:54.8 18000m 00:56:12.1 20000m 01:01:25.9							

ROUVY

ELITE

Santini

NUTREND®





























Rank cat	Jersey	Name	CoR	DoB	INT1	INT2	INT3	Finishtime	
11.		Visser Cees-Jan It Grutte Ferset		1972	00:13:13.8	00:34:37.0	00:58:38.3	01:04:54.4	+00:27:56.5
M 41-50		2000m 4000m 6000m 8000m 10000m 12000m 14000m 16000m 18000m 20000m							
		00:05:45.0 00:12:15.9 00:17:06.8 00:21:58.4 00:26:46.7 00:32:16.9 00:39:28.3 00:47:31.6 00:55:50.1 01:01:43.2							
12.		Asztalos Laszlo		1972	00:17:23.1	00:39:00.0	01:00:18.5	01:05:47.0	+00:28:49.1
M 41-50		2000m 4000m 6000m 8000m 10000m 12000m 14000m 16000m 18000m 20000m							
		00:07:54.5 00:16:05.6 00:21:11.3 00:26:21.6 00:31:22.1 00:36:38.2 00:43:45.0 00:50:50.1 00:57:50.3 01:03:00.2							
13.		Otterson Mark Avaya-GPS		1975	00:22:33.0	00:41:13.4	01:00:02.6	01:06:01.2	+00:29:03.2
M 41-50		2000m 4000m 6000m 8000m 10000m 12000m 14000m 16000m 18000m 20000m							
		00:16:07.7 00:21:45.8 00:25:43.4 00:29:49.7 00:34:16.7 00:39:37.5 00:45:41.8 00:51:47.5 00:57:53.8 01:02:58.2							
14.		Tomaschko David GOOFY TEAM		1975	00:16:17.9	00:37:47.7	01:00:49.0	01:06:29.2	+00:29:31.3
M 41-50		2000m 4000m 6000m 8000m 10000m 12000m 14000m 16000m 18000m 20000m							
		00:07:10.4 00:14:53.2 00:20:12.9 00:25:22.9 00:30:21.8 00:35:43.7 00:42:40.7 00:50:26.1 00:58:23.5 01:03:38.0							
15.		Schmieding Pascal		1979	00:15:09.4	00:36:42.6	01:03:55.5	01:09:59.7	+00:33:01.7
M 41-50		2000m 4000m 6000m 8000m 10000m 12000m 14000m 16000m 18000m 20000m							
		00:07:04.0 00:14:05.8 00:19:23.7 00:24:25.3 00:29:21.2 00:34:29.2 00:42:05.6 00:53:30.1 01:01:22.5 01:06:48.9							
16.		Grega Miloš		1973	00:19:43.6	00:43:58.0	01:09:55.8	01:16:08.6	+00:39:10.7
M 41-50		2000m 4000m 6000m 8000m 10000m 12000m 14000m 16000m 18000m 20000m							
		00:08:52.8 00:18:17.6 00:24:15.3 00:30:03.8 00:35:33.1 00:41:29.3 00:49:34.7 00:58:08.8 01:06:59.0 01:11:43.0							
		Petr Jiří Salomon/Suunto		1979	00:08:04.7	00:20:49.2		DSQ	
M 41-50		2000m 4000m 6000m 8000m 10000m 12000m 14000m 16000m 18000m 20000m							
		00:03:35.9 00:07:29.6 00:10:36.4 00:13:45.5 00:16:49.8 00:20:00.8							
		proaza Proaza jakimati Pegate Ahi		1973				DNF	
M 41-50		2000m 4000m 6000m 8000m 10000m 12000m 14000m 16000m 18000m 20000m							
		Barnett Drew Triswim		1974	00:10:19.4	00:25:45.3		DNF	
M 41-50		2000m 4000m 6000m 8000m 10000m 12000m 14000m 16000m 18000m 20000m							
		00:04:38.4 00:09:35.9 00:13:17.7 00:16:58.1 00:20:35.9 00:24:32.6							
		Allen Sam		1973				DNF	
M 41-50		2000m 4000m 6000m 8000m 10000m 12000m 14000m 16000m 18000m 20000m							
		Maser Hula vendetta		1980	00:10:09.8	00:25:03.0		DNF	
M 41-50		2000m 4000m 6000m 8000m 10000m 12000m 14000m 16000m 18000m 20000m							
		00:04:44.5 00:09:30.9 00:13:00.3 00:16:35.7 00:20:06.0 00:23:48.6 00:28:18.4							
		Kauppinen Pasi		1971				DNF	
M 41-50		2000m 4000m 6000m 8000m 10000m 12000m 14000m 16000m 18000m 20000m							
		00:05:05.9 00:10:15.6							
		Ferrario Marco		1979				DNF	
M 41-50		2000m 4000m 6000m 8000m 10000m 12000m 14000m 16000m 18000m 20000m							
		00:04:29.7							
		Fee Rick Type 1 - Changing Diabetes!		1972				DNF	
M 41-50		2000m 4000m 6000m 8000m 10000m 12000m 14000m 16000m 18000m 20000m							
		00:07:23.4							

ROUVY

ELITE

Santini

NUTREND®


























Rank cat	Jersey	Name	CoR	DoB	INT1	INT2	INT3	Finishtime	
1.		Orlando Stefano		1966	00:08:15.8	00:21:51.9	00:33:41.0	00:38:16.5	+00:00:00.0
M 51-60		2000m 00:03:45.3 4000m 00:07:40.4 6000m 00:10:52.7 8000m 00:14:08.9 10000m 00:17:23.0 12000m 00:20:43.4 14000m 00:24:32.6 16000m 00:28:23.3 18000m 00:32:22.7 20000m 00:35:40.0							
2.		Gregory Kevin		1968	00:08:36.9	00:22:06.7	00:34:17.7	00:39:17.5	+00:01:01.0
M 51-60		2000m 00:03:59.4 4000m 00:08:00.7 6000m 00:11:19.1 8000m 00:14:35.0 10000m 00:17:50.1 12000m 00:21:10.3 14000m 00:25:02.0 16000m 00:29:07.8 18000m 00:33:17.3 20000m 00:36:40.3							
3.		GALBUSSERA Andrea		1970	00:09:40.8	00:22:41.8	00:34:36.7	00:39:30.3	+00:01:13.8
M 51-60		2000m 00:04:13.4 4000m 00:08:40.7 6000m 00:12:01.1 8000m 00:15:19.1 10000m 00:18:29.3 12000m 00:21:44.7 14000m 00:25:35.9 16000m 00:29:35.4 18000m 00:33:38.9 20000m 00:37:01.5							
4.		Byrd Eamonn		1963	00:09:02.2	00:22:45.0	00:35:16.0	00:40:19.6	+00:02:03.1
M 51-60		2000m 00:04:06.5 4000m 00:08:23.6 6000m 00:11:45.2 8000m 00:15:10.0 10000m 00:18:28.3 12000m 00:21:47.7 14000m 00:25:46.9 16000m 00:29:56.8 18000m 00:34:12.7 20000m 00:37:43.8							
5.		De Block Ludwig		1970	00:08:54.8	00:23:02.3	00:35:50.3	00:40:45.9	+00:02:29.4
M 51-60		2000m 00:03:51.3 4000m 00:08:18.6 6000m 00:11:42.7 8000m 00:15:03.4 10000m 00:18:22.4 12000m 00:21:45.6 14000m 00:25:51.3 16000m 00:30:11.6 18000m 00:34:38.3 20000m 00:38:19.1							
6.		Körner Roman		1968	00:09:25.1	00:23:19.5	00:35:56.2	00:40:58.1	+00:02:41.6
M 51-60		2000m 00:04:22.4 4000m 00:08:46.8 6000m 00:12:07.9 8000m 00:15:30.5 10000m 00:18:48.6 12000m 00:22:13.8 14000m 00:26:22.5 16000m 00:30:32.1 18000m 00:34:50.5 20000m 00:38:21.9							
7.		Oberli Thomas		1970	00:09:33.1	00:23:29.4	00:35:59.1	00:41:12.0	+00:02:55.5
M 51-60		2000m 00:04:42.6 4000m 00:08:56.7 6000m 00:12:16.2 8000m 00:15:42.4 10000m 00:18:58.4 12000m 00:22:30.8 14000m 00:26:30.3 16000m 00:30:37.9 18000m 00:34:55.6 20000m 00:38:29.2							
8.		Albrecht Axel		1966	00:09:29.5	00:23:47.4	00:36:28.2	00:41:36.0	+00:03:19.4
M 51-60		2000m 00:04:24.1 4000m 00:08:50.0 6000m 00:12:18.0 8000m 00:15:47.2 10000m 00:19:11.5 12000m 00:22:40.9 14000m 00:26:51.4 16000m 00:31:05.1 18000m 00:35:25.1 20000m 00:38:59.2							
9.		Johansen Leif		1964	00:09:52.6	00:23:49.4	00:37:04.4	00:41:38.1	+00:03:21.6
M 51-60		2000m 00:04:44.8 4000m 00:09:14.9 6000m 00:12:40.6 8000m 00:16:07.5 10000m 00:19:24.6 12000m 00:22:47.0 14000m 00:26:50.3 16000m 00:31:05.1 18000m 00:35:32.1 20000m 00:39:10.4							
10.		Leuty Chris		1966	00:09:19.0	00:23:53.2	00:36:52.5	00:41:51.9	+00:03:35.4
M 51-60		2000m 00:04:17.4 4000m 00:08:40.8 6000m 00:12:11.9 8000m 00:15:52.3 10000m 00:19:20.4 12000m 00:22:51.8 14000m 00:26:59.8 16000m 00:31:09.2 18000m 00:35:24.7 20000m 00:39:02.2							
11.		Lehtimäki Kimmo		1967	00:09:13.5	00:23:46.8	00:37:14.8	00:41:54.8	+00:03:38.3
M 51-60		2000m 00:04:05.6 4000m 00:08:32.9 6000m 00:12:01.4 8000m 00:15:28.9 10000m 00:18:55.6 12000m 00:22:25.3 14000m 00:26:43.9 16000m 00:31:06.5 18000m 00:35:37.6 20000m 00:39:20.8							
12.		Haas Christian		1964	00:09:28.2	00:23:53.6	00:37:03.6	00:41:58.1	+00:03:41.6
M 51-60		2000m 00:04:28.4 4000m 00:08:49.6 6000m 00:12:18.0 8000m 00:15:48.5 10000m 00:19:16.8 12000m 00:22:47.0 14000m 00:27:04.7 16000m 00:31:21.2 18000m 00:35:59.2 20000m 00:39:28.2							
13.		Coppellotti Chris		1967	00:09:26.5	00:23:46.4	00:36:52.5	00:42:00.4	+00:03:43.9
M 51-60		2000m 00:04:15.5 4000m 00:08:48.7 6000m 00:12:10.1 8000m 00:15:37.6 10000m 00:18:55.3 12000m 00:22:23.9 14000m 00:26:51.5 16000m 00:31:14.0 18000m 00:35:41.8 20000m 00:39:25.3							
14.		Bonde Eric		1964	00:09:56.7	00:24:20.0	00:37:02.5	00:42:02.4	+00:03:45.9
M 51-60		2000m 00:04:38.3 4000m 00:09:19.3 6000m 00:12:47.5 8000m 00:16:15.5 10000m 00:19:35.1 12000m 00:23:04.2 14000m 00:27:08.9 16000m 00:31:30.3 18000m 00:35:53.0 20000m 00:39:29.7							

ROUVY

ELITE

Santini

NUTREND®
























Rank cat	Jersey	Name	CoR	DoB	INT1	INT2	INT3	Finishtime			
15.		magrini stefano		1965	00:10:03.1	00:24:02.6	00:37:33.3	00:42:20.1	+00:04:03.6		
M 51-60		2000m 00:04:36.4	4000m 00:09:00.8	6000m 00:12:29.1	8000m 00:15:59.3	10000m 00:19:22.8	12000m 00:22:57.8	14000m 00:27:08.9	16000m 00:31:30.2	18000m 00:35:58.8	20000m 00:39:42.3
16.		Daw Simon Datalynx - Parenesis Cycling		1964	00:09:24.1	00:23:46.5	00:37:00.5	00:42:20.3	+00:04:03.8		
M 51-60		2000m 00:04:25.3	4000m 00:08:45.7	6000m 00:12:15.2	8000m 00:15:48.2	10000m 00:19:11.4	12000m 00:22:41.7	14000m 00:26:52.6	16000m 00:31:13.1	18000m 00:35:48.1	20000m 00:39:40.1
17.		Santos Mário Individual		1962	00:09:37.2	00:24:01.7	00:37:02.7	00:42:22.9	+00:04:06.4		
M 51-60		2000m 00:04:40.6	4000m 00:08:56.8	6000m 00:12:24.1	8000m 00:15:55.7	10000m 00:19:19.5	12000m 00:22:59.2	14000m 00:27:08.9	16000m 00:31:28.2	18000m 00:35:54.2	20000m 00:39:40.6
18.		Kuhlmann Karsten FC St. Pauli		1963	00:09:24.3	00:23:27.6	00:37:37.2	00:42:25.1	+00:04:08.6		
M 51-60		2000m 00:04:21.6	4000m 00:08:45.8	6000m 00:12:09.0	8000m 00:15:31.6	10000m 00:18:48.5	12000m 00:22:19.7	14000m 00:26:47.5	16000m 00:31:18.6	18000m 00:35:59.1	20000m 00:39:49.7
19.		Gunn David Liphook Racing		1963	00:09:39.3	00:23:59.8	00:37:28.8	00:42:39.2	+00:04:22.7		
M 51-60		2000m 00:04:25.2	4000m 00:08:59.8	6000m 00:12:29.1	8000m 00:15:57.7	10000m 00:19:18.6	12000m 00:22:49.9	14000m 00:27:10.7	16000m 00:31:36.1	18000m 00:36:16.1	20000m 00:40:02.7
20.		Langiewicz Marek RouvyPL		1964	00:09:29.3	00:24:09.4	00:37:30.0	00:42:39.3	+00:04:22.8		
M 51-60		2000m 00:04:16.2	4000m 00:08:49.9	6000m 00:12:23.0	8000m 00:15:55.6	10000m 00:19:23.5	12000m 00:23:04.2	14000m 00:27:19.6	16000m 00:31:44.4	18000m 00:36:20.0	20000m 00:40:02.8
21.		Vorster Larry PPA		1968	00:09:45.5	00:24:15.7	00:37:53.9	00:42:39.4	+00:04:22.9		
M 51-60		2000m 00:04:30.4	4000m 00:09:06.8	6000m 00:12:33.1	8000m 00:16:06.7	10000m 00:19:33.8	12000m 00:23:09.8	14000m 00:27:26.7	16000m 00:31:45.6	18000m 00:36:19.2	20000m 00:40:02.6
22.		Flensburg Stig LADA World		1964	00:09:45.3	00:24:31.8	00:37:46.2	00:42:45.4	+00:04:28.9		
M 51-60		2000m 00:04:31.6	4000m 00:09:07.1	6000m 00:12:36.3	8000m 00:16:36.6	10000m 00:19:55.7	12000m 00:23:23.2	14000m 00:27:36.9	16000m 00:32:01.8	18000m 00:36:34.2	20000m 00:40:15.6
23.		Dusa Gabor		1967	00:09:23.5	00:24:10.5	00:37:58.0	00:42:49.2	+00:04:32.7		
M 51-60		2000m 00:04:14.6	4000m 00:08:46.8	6000m 00:12:09.4	8000m 00:15:38.3	10000m 00:18:58.6	12000m 00:22:45.0	14000m 00:27:21.6	16000m 00:31:45.5	18000m 00:36:19.3	20000m 00:40:09.5
24.		Ottesen Eyvind		1964	00:09:46.6	00:23:46.5	00:37:36.9	00:42:52.1	+00:04:35.6		
M 51-60		2000m 00:04:41.3	4000m 00:09:06.8	6000m 00:12:31.4	8000m 00:15:57.4	10000m 00:19:13.9	12000m 00:22:40.7	14000m 00:26:54.7	16000m 00:31:25.2	18000m 00:36:16.0	20000m 00:40:12.5
25.		Di Lerna Stefano SGM TRIATHLON		1969	00:10:09.4	00:24:51.8	00:38:01.2	00:43:01.6	+00:04:45.1		
M 51-60		2000m 00:04:54.4	4000m 00:09:25.1	6000m 00:13:03.4	8000m 00:16:48.9	10000m 00:20:20.2	12000m 00:23:54.3	14000m 00:27:55.4	16000m 00:32:06.5	18000m 00:36:32.5	20000m 00:40:16.7
26.		Pilimon Krzysztof Suchy Las		1970	00:10:09.4	00:24:55.6	00:38:28.0	00:43:35.6	+00:05:19.1		
M 51-60		2000m 00:04:51.6	4000m 00:09:31.9	6000m 00:12:58.3	8000m 00:16:30.7	10000m 00:19:56.9	12000m 00:23:31.0	14000m 00:27:57.1	16000m 00:32:33.7	18000m 00:37:13.3	20000m 00:41:02.2
27.		Heil Matthias Gatley (B Team)		1965	00:09:30.4	00:24:18.6	00:38:44.0	00:43:38.5	+00:05:22.0		
M 51-60		2000m 00:04:09.3	4000m 00:08:47.5	6000m 00:12:21.0	8000m 00:15:56.5	10000m 00:19:26.6	12000m 00:23:11.0	14000m 00:27:36.9	16000m 00:32:15.7	18000m 00:37:02.5	20000m 00:40:57.8
28.		de Kerf Dominic		1969	00:10:13.7	00:24:58.8	00:38:35.1	00:43:47.2	+00:05:30.7		
M 51-60		2000m 00:04:39.4	4000m 00:09:32.9	6000m 00:13:05.8	8000m 00:16:40.6	10000m 00:20:10.8	12000m 00:23:51.2	14000m 00:28:14.4	16000m 00:32:48.8	18000m 00:37:25.6	20000m 00:41:10.0

ROUVY

ELITE

Santini

NUTREND®





























Rank cat	Jersey	Name	CoR	DoB	INT1	INT2	INT3	Finishtime			
29.		Cox Bradley		1968	00:10:10.5	00:24:47.8	00:38:41.4	00:43:53.5	+00:05:37.0		
M 51-60		2000m 00:04:48.6	4000m 00:09:30.3	6000m 00:13:03.4	8000m 00:16:37.7	10000m 00:20:01.7	12000m 00:23:38.0	14000m 00:28:02.9	16000m 00:32:37.8	18000m 00:37:27.9	20000m 00:41:16.2
30.		Jankowsky Kazik		1966	00:09:44.1	00:24:45.9	00:38:49.4	00:44:05.3	+00:05:48.8		
M 51-60		2000m 00:04:24.3	4000m 00:08:59.9	6000m 00:12:37.3	8000m 00:16:18.7	10000m 00:19:56.9	12000m 00:23:39.4	14000m 00:28:02.9	16000m 00:32:33.7	18000m 00:37:14.5	20000m 00:41:09.0
31.		Catteau Frederic		1968	00:10:40.6	00:25:43.1	00:39:07.7	00:44:20.3	+00:06:03.8		
M 51-60		2000m 00:04:53.5	4000m 00:09:57.2	6000m 00:13:40.9	8000m 00:17:28.2	10000m 00:20:57.4	12000m 00:24:34.8	14000m 00:28:57.3	16000m 00:33:25.2	18000m 00:37:56.7	20000m 00:41:40.4
32.		Pietsch Ole		1965	00:10:12.6	00:25:19.0	00:39:18.7	00:44:20.4	+00:06:03.9		
M 51-60		2000m 00:04:43.4	4000m 00:09:29.0	6000m 00:13:05.8	8000m 00:16:47.0	10000m 00:20:20.0	12000m 00:23:55.7	14000m 00:28:20.2	16000m 00:32:51.1	18000m 00:37:39.7	20000m 00:41:34.2
33.		Cross Nate		1963	00:09:56.6	00:24:59.2	00:39:13.4	00:44:20.7	+00:06:04.2		
M 51-60		2000m 00:04:31.5	4000m 00:09:14.7	6000m 00:12:52.5	8000m 00:16:23.4	10000m 00:19:46.0	12000m 00:23:30.0	14000m 00:28:09.9	16000m 00:32:57.1	18000m 00:37:53.8	20000m 00:41:46.4
34.		Kratzer Frank		1963	00:11:20.1	00:26:11.4	00:39:22.6	00:44:39.6	+00:06:23.1		
M 51-60		2000m 00:05:15.8	4000m 00:10:40.8	6000m 00:14:13.0	8000m 00:17:45.4	10000m 00:21:10.6	12000m 00:24:47.9	14000m 00:29:11.4	16000m 00:33:35.3	18000m 00:38:10.1	20000m 00:41:57.6
35.		Lappin Stephen		1969	00:10:13.7	00:25:13.8	00:39:27.4	00:44:39.7	+00:06:23.2		
M 51-60		2000m 00:04:32.3	4000m 00:09:33.0	6000m 00:13:08.3	8000m 00:16:46.8	10000m 00:20:20.8	12000m 00:24:01.3	14000m 00:28:36.1	16000m 00:33:18.1	18000m 00:38:09.9	20000m 00:42:03.2
36.		Kirby Simon		1966	00:10:17.6	00:25:24.3	00:39:13.6	00:44:40.0	+00:06:23.5		
M 51-60		2000m 00:04:41.4	4000m 00:09:34.2	6000m 00:13:12.5	8000m 00:16:51.5	10000m 00:20:27.3	12000m 00:24:14.6	14000m 00:28:41.0	16000m 00:33:13.7	18000m 00:38:00.9	20000m 00:41:52.0
37.		Peinelt Roland		1963	00:11:24.0	00:26:11.4	00:39:52.5	00:44:47.0	+00:06:30.5		
M 51-60		2000m 00:05:37.4	4000m 00:10:39.5	6000m 00:14:23.2	8000m 00:18:03.0	10000m 00:21:32.5	12000m 00:25:06.8	14000m 00:29:20.7	16000m 00:33:43.4	18000m 00:38:18.1	20000m 00:42:03.2
38.		Agostinacchio Aldo		1968	00:11:40.3	00:26:15.5	00:39:56.6	00:44:48.4	+00:06:31.9		
M 51-60		2000m 00:06:09.9	4000m 00:10:57.8	6000m 00:14:32.8	8000m 00:18:08.2	10000m 00:21:36.5	12000m 00:25:10.8	14000m 00:29:25.7	16000m 00:33:48.4	18000m 00:38:24.2	20000m 00:42:05.5
39.		VT Michel		1967	00:10:56.9	00:25:51.0	00:39:34.7	00:44:51.0	+00:06:34.5		
M 51-60		2000m 00:04:51.7	4000m 00:09:52.2	6000m 00:13:36.7	8000m 00:17:22.7	10000m 00:20:57.2	12000m 00:24:40.7	14000m 00:28:59.2	16000m 00:33:39.0	18000m 00:38:23.7	20000m 00:42:11.3
40.		Correia Paul		1969	00:10:21.8	00:25:34.3	00:39:32.9	00:44:51.1	+00:06:34.6		
M 51-60		2000m 00:04:51.8	4000m 00:09:41.4	6000m 00:13:16.6	8000m 00:16:56.7	10000m 00:20:27.2	12000m 00:24:08.4	14000m 00:28:38.4	16000m 00:33:18.1	18000m 00:38:15.2	20000m 00:42:10.7
41.		Burt Russell		1966	00:09:40.6	00:25:17.4	00:39:31.9	00:44:52.9	+00:06:36.4		
M 51-60		2000m 00:04:27.5	4000m 00:09:00.2	6000m 00:12:48.6	8000m 00:16:34.7	10000m 00:20:17.1	12000m 00:24:06.4	14000m 00:28:42.5	16000m 00:33:23.2	18000m 00:38:15.2	20000m 00:42:10.8
42.		Denzler Robert		1970	00:10:09.7	00:25:27.3	00:39:31.8	00:44:54.7	+00:06:38.2		
M 51-60		2000m 00:04:37.5	4000m 00:09:25.9	6000m 00:13:05.5	8000m 00:16:50.6	10000m 00:20:30.0	12000m 00:24:17.8	14000m 00:28:48.2	16000m 00:33:32.2	18000m 00:38:18.0	20000m 00:42:08.6

ROUVY

ELITE

Santini

NUTREND®

Rank cat	Jersey	Name	CoR	DoB	INT1	INT2	INT3	Finishtime	
43.		Fremut Ludvik Cyklo Atom cycling team		1970	00:10:48.9	00:25:45.0	00:39:59.0	00:45:02.1	+00:06:45.6
M 51-60		2000m 4000m 6000m 8000m 10000m 12000m 14000m 16000m 18000m 20000m			00:04:56.7 00:09:42.9 00:13:27.6 00:17:07.8 00:20:44.9 00:24:34.5 00:28:58.3 00:33:36.1 00:38:24.1 00:42:12.4				
44.		Männikkö Jari		1966	00:10:23.4	00:26:21.8	00:39:43.7	00:45:03.9	+00:06:47.4
M 51-60		2000m 4000m 6000m 8000m 10000m 12000m 14000m 16000m 18000m 20000m			00:04:51.5 00:09:38.9 00:13:26.4 00:17:14.9 00:20:59.4 00:24:58.6 00:29:23.7 00:33:56.0 00:38:32.8 00:42:18.3				
45.		Gyger Oliver Powerbar Swiss Explorers		1969	00:11:20.3	00:26:20.3	00:39:54.8	00:45:14.3	+00:06:57.8
M 51-60		2000m 4000m 6000m 8000m 10000m 12000m 14000m 16000m 18000m 20000m			00:05:02.6 00:10:13.4 00:14:01.9 00:17:46.9 00:21:20.6 00:25:07.7 00:29:34.6 00:34:09.3 00:38:44.3 00:42:29.7				
46.		Blanchet Daniel		1962	00:10:57.8	00:26:31.6	00:39:59.1	00:45:17.3	+00:07:00.8
M 51-60		2000m 4000m 6000m 8000m 10000m 12000m 14000m 16000m 18000m 20000m			00:05:15.6 00:10:13.3 00:14:00.8 00:17:43.0 00:21:20.3 00:25:06.7 00:29:29.5 00:34:08.2 00:38:46.0 00:42:36.9				
47.		Padron Tomas		1963	00:10:30.6	00:25:45.1	00:39:54.6	00:45:22.6	+00:07:06.1
M 51-60		2000m 4000m 6000m 8000m 10000m 12000m 14000m 16000m 18000m 20000m			00:04:57.4 00:09:48.3 00:13:29.7 00:17:13.8 00:20:49.1 00:24:33.5 00:29:06.3 00:33:45.0 00:38:34.8 00:42:36.5				
48.		cromstedt lennart		1968	00:10:06.3	00:25:52.9	00:39:55.6	00:45:22.9	+00:07:06.4
M 51-60		2000m 4000m 6000m 8000m 10000m 12000m 14000m 16000m 18000m 20000m			00:04:41.7 00:09:19.9 00:13:13.3 00:17:00.9 00:20:39.1 00:24:33.5 00:29:01.5 00:33:47.3 00:38:46.3 00:42:36.6				
49.		Robbiedoo Rob Eastbourne Rovers		1965	00:10:17.4	00:25:45.0	00:40:28.8	00:45:26.6	+00:07:10.1
M 51-60		2000m 4000m 6000m 8000m 10000m 12000m 14000m 16000m 18000m 20000m			00:04:33.5 00:09:33.8 00:13:20.4 00:17:04.7 00:20:39.9 00:24:28.6 00:29:01.5 00:33:49.1 00:38:47.0 00:42:43.7				
50.		Kleber Oliver		1967	00:10:36.0	00:25:57.2	00:40:16.9	00:45:33.3	+00:07:16.8
M 51-60		2000m 4000m 6000m 8000m 10000m 12000m 14000m 16000m 18000m 20000m			00:05:04.6 00:09:55.4 00:13:33.5 00:17:13.0 00:20:45.2 00:24:28.4 00:29:03.5 00:33:50.0 00:38:53.9 00:42:54.5				
51.		Hurst Mark ThirdTimeLucky		1966	00:09:37.4	00:24:47.0	00:40:14.9	00:45:33.4	+00:07:16.9
M 51-60		2000m 4000m 6000m 8000m 10000m 12000m 14000m 16000m 18000m 20000m			00:04:28.3 00:08:56.9 00:12:27.2 00:16:08.4 00:19:48.0 00:23:34.1 00:28:17.5 00:33:23.9 00:38:46.4 00:42:54.7				
52.		Pietrzak Tomasz		1967	00:10:31.5	00:26:14.3	00:40:03.0	00:45:40.3	+00:07:23.8
M 51-60		2000m 4000m 6000m 8000m 10000m 12000m 14000m 16000m 18000m 20000m			00:04:43.4 00:09:39.3 00:13:30.5 00:17:14.7 00:20:56.5 00:24:47.6 00:29:24.7 00:34:05.3 00:38:51.0 00:42:44.8				
53.		Huth Thorsten		1969	00:10:14.7	00:25:25.9	00:40:14.1	00:45:40.5	+00:07:24.0
M 51-60		2000m 4000m 6000m 8000m 10000m 12000m 14000m 16000m 18000m 20000m			00:04:46.7 00:09:33.3 00:13:14.3 00:16:52.0 00:20:21.3 00:24:07.6 00:28:50.3 00:33:49.3 00:38:54.1 00:42:55.8				
54.		Dilsner Edward		1970	00:09:45.6	00:27:10.9	00:40:54.0	00:45:41.8	+00:07:25.3
M 51-60		2000m 4000m 6000m 8000m 10000m 12000m 14000m 16000m 18000m 20000m			00:04:31.5 00:09:06.9 00:12:31.2 00:15:56.7 00:19:19.5 00:25:44.7 00:30:12.6 00:34:40.1 00:39:17.0 00:43:03.7				
55.		Turnbull Mark		1965	00:10:35.8	00:25:52.3	00:40:34.3	00:45:47.3	+00:07:30.8
M 51-60		2000m 4000m 6000m 8000m 10000m 12000m 14000m 16000m 18000m 20000m			00:04:51.9 00:09:58.1 00:13:34.7 00:17:18.8 00:20:51.5 00:24:36.0 00:29:12.3 00:34:02.9 00:39:06.5 00:43:10.7				
56.		Piubellini Marco Rideup.ch/MCycling		1968	00:10:19.5	00:25:46.1	00:40:20.0	00:45:48.1	+00:07:31.6
M 51-60		2000m 4000m 6000m 8000m 10000m 12000m 14000m 16000m 18000m 20000m			00:04:45.3 00:09:38.2 00:13:19.6 00:17:05.8 00:20:47.0 00:24:34.6 00:29:08.2 00:33:59.3 00:38:58.9 00:43:00.5				

ROUVY

ELITE

Santini

NUTREND®





























Rank cat	Jersey	Name	CoR	DoB	INT1	INT2	INT3	Finishtime	
57.		Löbel Arnošt		1963	00:10:54.2	00:26:18.5	00:40:28.2	00:45:52.8	+00:07:36.3
M 51-60		2000m 00:05:02.7 4000m 00:10:09.6 6000m 00:13:56.8 8000m 00:17:44.3 10000m 00:21:20.8 12000m 00:25:07.7 14000m 00:29:37.8 16000m 00:34:19.7 18000m 00:39:09.6 20000m 00:43:06.8							
58.		Piedras Diego		1970	00:10:40.9	00:26:17.5	00:40:50.4	00:45:52.9	+00:07:36.4
M 51-60		2000m 00:04:57.8 4000m 00:10:00.5 6000m 00:13:39.9 8000m 00:17:22.8 10000m 00:21:01.1 12000m 00:24:49.6 14000m 00:29:25.6 16000m 00:34:13.2 18000m 00:39:10.4 20000m 00:43:06.9							
59.		Kominek Andrzej		1965	00:11:06.0	00:26:27.6	00:40:34.0	00:45:56.4	+00:07:39.9
M 51-60		2000m 00:05:08.9 4000m 00:10:21.4 6000m 00:14:08.1 8000m 00:17:51.9 10000m 00:21:26.6 12000m 00:25:13.9 14000m 00:29:48.8 16000m 00:34:28.7 18000m 00:39:16.5 20000m 00:43:13.6							
60.		Noto Tony Rouvynauti		1964	00:11:04.8	00:26:33.6	00:40:38.9	00:46:00.2	+00:07:43.7
M 51-60		2000m 00:05:07.8 4000m 00:10:23.5 6000m 00:14:13.1 8000m 00:17:58.2 10000m 00:21:34.5 12000m 00:25:18.2 14000m 00:29:54.6 16000m 00:34:29.6 18000m 00:39:17.4 20000m 00:43:18.9							
61.		Moser Dave		1970	00:10:35.7	00:26:19.2	00:40:45.2	00:46:02.5	+00:07:46.0
M 51-60		2000m 00:04:45.4 4000m 00:09:52.2 6000m 00:13:41.8 8000m 00:17:27.9 10000m 00:21:04.5 12000m 00:24:58.7 14000m 00:29:42.8 16000m 00:34:28.6 18000m 00:39:29.1 20000m 00:43:23.6							
62.		Meyer Claus		1967	00:10:20.7	00:25:45.3	00:40:56.1	00:46:05.6	+00:07:49.1
M 51-60		2000m 00:05:00.5 4000m 00:09:43.3 6000m 00:13:14.8 8000m 00:16:52.7 10000m 00:20:33.1 12000m 00:24:25.8 14000m 00:29:02.4 16000m 00:34:09.2 18000m 00:39:32.2 20000m 00:43:29.1							
63.		Vauth Robin TTD Triathlon Team Düsseldorf		1966	00:11:42.1	00:26:40.6	00:41:13.6	00:46:05.8	+00:07:49.3
M 51-60		2000m 00:06:08.0 4000m 00:11:01.7 6000m 00:14:41.0 8000m 00:18:16.3 10000m 00:21:46.5 12000m 00:25:23.9 14000m 00:29:56.7 16000m 00:34:41.5 18000m 00:39:28.4 20000m 00:43:28.9							
64.		Bandel David		1966	00:10:57.8	00:26:38.5	00:41:02.2	00:46:09.5	+00:07:53.0
M 51-60		2000m 00:04:57.8 4000m 00:10:13.2 6000m 00:14:07.1 8000m 00:17:48.1 10000m 00:21:24.4 12000m 00:25:06.9 14000m 00:29:45.6 16000m 00:34:40.8 18000m 00:39:42.7 20000m 00:43:36.1							
65.		Harding Tom		1966	00:11:02.7	00:26:39.6	00:40:54.0	00:46:17.8	+00:08:01.3
M 51-60		2000m 00:04:58.6 4000m 00:10:17.2 6000m 00:14:09.0 8000m 00:17:59.0 10000m 00:21:38.6 12000m 00:25:25.0 14000m 00:29:58.6 16000m 00:34:40.8 18000m 00:39:39.6 20000m 00:43:33.8							
66.		Zigo Martin		1970	00:10:37.0	00:26:02.5	00:41:31.7	00:46:23.5	+00:08:07.0
M 51-60		2000m 00:04:46.9 4000m 00:09:54.5 6000m 00:13:36.0 8000m 00:17:22.1 10000m 00:20:57.6 12000m 00:24:40.9 14000m 00:29:27.6 16000m 00:34:27.5 18000m 00:39:41.8 20000m 00:43:49.9							
67.		Plafinger Georg		1963	00:11:05.8	00:26:30.6	00:41:05.2	00:46:28.4	+00:08:11.9
M 51-60		2000m 00:05:08.7 4000m 00:10:22.3 6000m 00:14:09.7 8000m 00:17:52.2 10000m 00:21:28.4 12000m 00:25:13.9 14000m 00:29:54.5 16000m 00:34:46.6 18000m 00:39:44.6 20000m 00:43:45.9							
68.		porter simon		1963	00:11:06.6	00:26:18.4	00:41:09.0	00:46:28.6	+00:08:12.1
M 51-60		2000m 00:04:57.6 4000m 00:10:01.0 6000m 00:13:48.6 8000m 00:17:35.0 10000m 00:21:14.3 12000m 00:25:00.0 14000m 00:29:46.8 16000m 00:34:43.4 18000m 00:39:45.3 20000m 00:43:46.1							
69.		Romanovskis Janis		1970	00:11:17.6	00:26:35.7	00:41:10.5	00:46:28.7	+00:08:12.2
M 51-60		2000m 00:04:59.8 4000m 00:10:07.4 6000m 00:14:03.7 8000m 00:17:51.3 10000m 00:21:27.7 12000m 00:25:18.1 14000m 00:29:57.6 16000m 00:34:50.6 18000m 00:39:49.5 20000m 00:43:46.3							
70.		Bruntse-Olsen Henrik		1965	00:10:41.8	00:26:48.5	00:41:05.2	00:46:28.8	+00:08:12.3
M 51-60		2000m 00:04:56.6 4000m 00:09:56.3 6000m 00:13:48.9 8000m 00:17:47.9 10000m 00:21:38.3 12000m 00:25:36.2 14000m 00:30:16.0 16000m 00:35:02.9 18000m 00:39:50.5 20000m 00:43:45.2							

ROUVY

ELITE

Santini

NUTREND®












Rank cat	Jersey	Name	CoR	DoB	INT1	INT2	INT3	Finishtime	
71.		Bailey Andrew United Cycling - Eliel Factory Team		1967	00:11:28.6	00:26:33.6	00:41:15.3	00:46:31.3	+00:08:14.8
M 51-60		2000m 4000m 6000m 8000m 10000m 12000m 14000m 16000m 18000m 20000m			00:05:21.0 00:10:24.7 00:14:08.8 00:17:52.0 00:21:33.4 00:25:19.9 00:29:58.0 00:34:50.7 00:39:54.5 00:43:50.5				
72.		Timmer Geert		1970	00:10:40.9	00:25:25.3	00:39:43.7	00:46:31.7	+00:08:15.2
M 51-60		2000m 4000m 6000m 8000m 10000m 12000m 14000m 16000m 18000m 20000m			00:04:51.6 00:09:46.1 00:13:33.8 00:17:12.9 00:20:40.1 00:24:15.4 00:28:39.4 00:33:33.0 00:38:26.7 00:42:17.3				
73.		Leithner Stefan TriTeam Gaimersheim		1970	00:11:40.4	00:26:45.4	00:41:15.4	00:46:41.4	+00:08:24.9
M 51-60		2000m 4000m 6000m 8000m 10000m 12000m 14000m 16000m 18000m 20000m			00:05:33.9 00:10:35.6 00:14:23.2 00:18:07.4 00:21:44.7 00:25:32.1 00:30:07.8 00:34:54.5 00:39:54.4 00:43:56.1				
74.		Herbelet Jérôme ROUVY France Facebook Group Race:		1961	00:10:49.3	00:26:42.0	00:41:56.5	00:46:53.1	+00:08:36.6
M 51-60		2000m 4000m 6000m 8000m 10000m 12000m 14000m 16000m 18000m 20000m			00:04:57.2 00:10:04.5 00:13:54.3 00:17:43.3 00:21:28.9 00:25:22.3 00:30:17.4 00:35:10.2 00:40:12.3 00:44:11.8				
75.		Garipoli Marco		1965	00:11:47.9	00:27:25.1	00:41:25.2	00:46:53.2	+00:08:36.7
M 51-60		2000m 4000m 6000m 8000m 10000m 12000m 14000m 16000m 18000m 20000m			00:05:46.8 00:11:06.6 00:14:58.1 00:18:47.4 00:22:23.6 00:26:05.0 00:30:31.7 00:35:18.7 00:40:08.4 00:44:12.0				
76.		Macquart Christophe		1966	00:10:57.7	00:26:25.5	00:41:32.2	00:46:58.1	+00:08:41.6
M 51-60		2000m 4000m 6000m 8000m 10000m 12000m 14000m 16000m 18000m 20000m			00:05:02.1 00:10:13.2 00:14:01.1 00:17:46.1 00:21:19.6 00:25:06.6 00:29:55.9 00:34:53.8 00:40:04.7 00:44:15.9				
77.		Mosier Brad Tierra Plan Racing		1966	00:11:44.2	00:27:18.9	00:41:30.6	00:47:01.6	+00:08:45.1
M 51-60		2000m 4000m 6000m 8000m 10000m 12000m 14000m 16000m 18000m 20000m			00:05:40.0 00:10:57.8 00:14:47.3 00:18:38.3 00:22:17.5 00:26:07.5 00:30:38.8 00:35:16.8 00:40:09.8 00:44:14.0				
78.		Wegner Gunnar		1967	00:10:23.7	00:26:22.8	00:41:40.5	00:47:09.7	+00:08:53.2
M 51-60		2000m 4000m 6000m 8000m 10000m 12000m 14000m 16000m 18000m 20000m			00:04:37.5 00:09:36.9 00:13:25.7 00:17:12.9 00:20:56.3 00:24:54.7 00:29:44.6 00:34:50.5 00:40:13.8 00:44:27.2				
79.		Mark David		1962	00:11:19.0	00:27:10.9	00:41:54.7	00:47:14.3	+00:08:57.8
M 51-60		2000m 4000m 6000m 8000m 10000m 12000m 14000m 16000m 18000m 20000m			00:05:21.8 00:10:34.4 00:14:24.2 00:18:20.2 00:22:02.7 00:25:54.1 00:30:35.9 00:35:28.0 00:40:33.9 00:44:32.2				
80.		Pedersen Niels Jacob Mollegardens Farmer Cycling		1970	00:10:50.8	00:26:21.7	00:41:54.3	00:47:15.6	+00:08:59.1
M 51-60		2000m 4000m 6000m 8000m 10000m 12000m 14000m 16000m 18000m 20000m			00:04:55.3 00:10:11.1 00:13:55.8 00:17:40.9 00:21:13.1 00:25:05.7 00:29:57.7 00:35:09.8 00:40:26.7 00:44:38.3				
81.		Defrene Rudy KBC Group		1962	00:11:46.5	00:27:24.0	00:41:59.7	00:47:29.7	+00:09:13.2
M 51-60		2000m 4000m 6000m 8000m 10000m 12000m 14000m 16000m 18000m 20000m			00:05:19.8 00:10:40.3 00:14:33.3 00:18:23.4 00:22:08.6 00:26:06.0 00:30:52.0 00:35:37.9 00:40:36.0 00:44:43.4				
82.		Burnley Murry		1968	00:11:30.6	00:26:50.8	00:42:09.6	00:47:35.5	+00:09:19.0
M 51-60		2000m 4000m 6000m 8000m 10000m 12000m 14000m 16000m 18000m 20000m			00:05:13.7 00:10:25.6 00:14:20.8 00:18:04.1 00:21:39.7 00:25:28.3 00:30:16.9 00:35:29.2 00:40:41.1 00:44:55.7				
83.		P. Michael FC St. Pauli - Radsport		1965	00:11:02.8	00:26:45.5	00:42:36.4	00:47:41.5	+00:09:25.0
M 51-60		2000m 4000m 6000m 8000m 10000m 12000m 14000m 16000m 18000m 20000m			00:04:56.8 00:10:19.7 00:14:12.2 00:17:58.3 00:21:35.6 00:25:25.0 00:30:18.1 00:35:22.9 00:40:38.8 00:44:58.4				
84.		Sušnik Dušan KD Rog		1966	00:10:50.7	00:26:46.8	00:42:43.0	00:47:56.5	+00:09:40.0
M 51-60		2000m 4000m 6000m 8000m 10000m 12000m 14000m 16000m 18000m 20000m			00:04:56.5 00:10:10.4 00:13:59.8 00:17:43.2 00:21:23.4 00:25:18.0 00:30:18.1 00:35:29.0 00:41:03.0 00:45:25.4				

ROUVY

ELITE

Santini

NUTREND®





























Rank cat	Jersey	Name	CoR	DoB	INT1	INT2	INT3	Finishtime	
85.		Hopkins Andrew Liphook Racing		1965	00:11:06.1	00:26:58.5	00:42:38.6	00:48:02.3	+00:09:45.8
M 51-60		2000m 4000m 6000m 8000m 10000m 12000m 14000m 16000m 18000m 20000m 00:04:47.5 00:09:58.1 00:13:54.9 00:17:51.2 00:21:34.6 00:25:33.9 00:30:34.0 00:35:46.8 00:41:08.7 00:45:21.5							
86.		Rugen Marco Rho Triathlon Club		1965	00:11:27.0	00:27:40.5	00:43:05.9	00:48:18.3	+00:10:01.8
M 51-60		2000m 4000m 6000m 8000m 10000m 12000m 14000m 16000m 18000m 20000m 00:05:20.8 00:10:42.4 00:14:33.7 00:18:30.4 00:22:15.6 00:26:10.4 00:30:56.1 00:35:58.0 00:41:15.3 00:45:31.5							
87.		Johnson Dave		1964	00:11:45.2	00:27:47.2	00:43:11.8	00:48:18.6	+00:10:02.1
M 51-60		2000m 4000m 6000m 8000m 10000m 12000m 14000m 16000m 18000m 20000m 00:05:20.5 00:11:03.8 00:15:00.9 00:18:49.3 00:22:31.5 00:26:26.3 00:31:19.2 00:36:25.1 00:41:40.3 00:45:47.8							
88.		de Paus Ferry		1969	00:11:28.1	00:27:09.7	00:42:46.1	00:48:24.9	+00:10:08.4
M 51-60		2000m 4000m 6000m 8000m 10000m 12000m 14000m 16000m 18000m 20000m 00:05:25.0 00:10:39.4 00:14:23.1 00:18:20.4 00:22:01.5 00:25:53.3 00:30:44.2 00:35:44.8 00:41:16.1 00:45:42.9							
89.		Metcalf Mike		1967	00:10:54.0	00:27:31.0	00:43:21.6	00:48:37.9	+00:10:21.4
M 51-60		2000m 4000m 6000m 8000m 10000m 12000m 14000m 16000m 18000m 20000m 00:04:57.8 00:10:09.1 00:14:04.9 00:18:00.3 00:21:50.5 00:25:55.5 00:30:51.9 00:36:01.9 00:41:26.3 00:45:48.9							
90.		7 turnvater Burn_Fat_Not_Oil		1966	00:12:14.2	00:28:27.5	00:43:29.2	00:48:41.2	+00:10:24.7
M 51-60		2000m 4000m 6000m 8000m 10000m 12000m 14000m 16000m 18000m 20000m 00:05:59.7 00:11:33.8 00:15:26.2 00:19:19.9 00:23:07.1 00:27:05.5 00:31:53.5 00:36:50.4 00:42:03.2 00:46:05.7							
91.		kietzmann alfred		1961	00:10:40.8	00:26:46.4	00:43:12.1	00:48:57.7	+00:10:41.2
M 51-60		2000m 4000m 6000m 8000m 10000m 12000m 14000m 16000m 18000m 20000m 00:04:42.3 00:09:57.2 00:13:48.9 00:17:43.0 00:21:22.6 00:25:24.1 00:30:29.0 00:35:59.0 00:41:41.0 00:46:05.6							
92.		Ward Todd		1963	00:11:15.0	00:28:01.4	00:44:06.3	00:49:04.5	+00:10:48.0
M 51-60		2000m 4000m 6000m 8000m 10000m 12000m 14000m 16000m 18000m 20000m 00:05:09.5 00:10:30.6 00:14:31.8 00:18:32.3 00:22:28.7 00:26:30.2 00:31:25.1 00:36:44.5 00:42:11.6 00:46:25.6							
93.		Stuff Scott		1965	00:10:56.7	00:27:21.1	00:43:54.9	00:49:05.0	+00:10:48.5
M 51-60		2000m 4000m 6000m 8000m 10000m 12000m 14000m 16000m 18000m 20000m 00:05:00.7 00:10:09.3 00:14:13.0 00:18:08.4 00:21:53.4 00:25:57.4 00:31:07.4 00:36:26.3 00:42:00.6 00:46:19.2							
94.		Garrett Clive Tzaneen Cycling Club		1962	00:11:17.1	00:27:31.2	00:43:43.9	00:49:05.1	+00:10:48.6
M 51-60		2000m 4000m 6000m 8000m 10000m 12000m 14000m 16000m 18000m 20000m 00:05:15.0 00:10:34.7 00:14:29.9 00:18:24.4 00:22:09.6 00:26:13.4 00:31:12.4 00:36:44.2 00:42:14.4 00:46:26.0							
95.		Menapace Luca		1967	00:13:06.5	00:29:04.3	00:44:08.4	00:49:27.9	+00:11:11.4
M 51-60		2000m 4000m 6000m 8000m 10000m 12000m 14000m 16000m 18000m 20000m 00:06:35.2 00:12:21.4 00:16:25.6 00:20:14.7 00:23:54.1 00:27:44.0 00:32:33.5 00:37:38.6 00:42:45.7 00:46:49.0							
96.		Morgan Michael		1970	00:11:24.8	00:28:12.3	00:44:19.6	00:49:32.6	+00:11:16.1
M 51-60		2000m 4000m 6000m 8000m 10000m 12000m 14000m 16000m 18000m 20000m 00:05:07.8 00:10:37.4 00:14:39.0 00:18:41.4 00:22:34.1 00:26:45.6 00:31:51.5 00:37:04.7 00:42:27.4 00:46:39.8							
97.		boyer christian PJPC		1966	00:11:37.0	00:28:13.3	00:44:36.7	00:49:38.6	+00:11:22.1
M 51-60		2000m 4000m 6000m 8000m 10000m 12000m 14000m 16000m 18000m 20000m 00:05:31.8 00:10:54.7 00:14:52.3 00:18:55.3 00:22:42.8 00:26:46.6 00:31:50.4 00:37:10.4 00:42:37.4 00:47:01.3							
98.		Gozzo Emanuele		1961	00:11:51.2	00:28:21.1	00:44:09.2	00:49:51.7	+00:11:35.2
M 51-60		2000m 4000m 6000m 8000m 10000m 12000m 14000m 16000m 18000m 20000m 00:05:29.6 00:11:05.5 00:15:08.3 00:19:09.6 00:22:58.9 00:26:59.8 00:31:59.3 00:37:13.5 00:42:36.9 00:46:57.2							

ROUVY

ELITE

Santini

NUTREND®

Rank cat	Jersey	Name	CoR	DoB	INT1	INT2	INT3	Finishtime			
99.		de Jong Cees		1964	00:13:38.0	00:29:20.4	00:44:20.5	00:50:00.2	+00:11:43.7		
M 51-60		2000m 00:07:40.4	4000m 00:12:52.5	6000m 00:16:39.7	8000m 00:20:26.2	10000m 00:24:07.3	12000m 00:28:02.3	14000m 00:32:43.8	16000m 00:37:40.5	18000m 00:42:52.0	20000m 00:47:04.1
00.		Porada Marek		1963	00:12:03.7	00:29:13.7	00:44:33.2	00:50:10.4	+00:11:53.8		
M 51-60		2000m 00:05:39.9	4000m 00:11:12.4	6000m 00:15:21.2	8000m 00:19:40.3	10000m 00:23:41.4	12000m 00:27:45.5	14000m 00:32:42.2	16000m 00:37:50.2	18000m 00:43:07.5	20000m 00:47:21.2
01.		Fazzino Francesco		1964	00:11:25.2	00:28:32.9	00:44:37.6	00:50:10.8	+00:11:54.3		
M 51-60		2000m 00:05:13.4	4000m 00:10:38.6	6000m 00:14:39.9	8000m 00:18:48.4	10000m 00:22:46.8	12000m 00:26:54.7	14000m 00:32:01.4	16000m 00:37:25.7	18000m 00:43:01.0	20000m 00:47:28.1
02.		Lanza Massimo		1965	00:12:48.8	00:28:52.1	00:44:56.6	00:50:20.8	+00:12:04.3		
M 51-60		2000m 00:05:59.9	4000m 00:11:40.0	6000m 00:15:28.3	8000m 00:19:33.7	10000m 00:23:19.0	12000m 00:27:17.4	14000m 00:32:28.4	16000m 00:37:52.5	18000m 00:43:26.0	20000m 00:47:41.3
03.		Trotta Leonardo		1969	00:11:31.3	00:28:12.5	00:44:42.5	00:50:23.8	+00:12:07.3		
M 51-60		2000m 00:05:25.5	4000m 00:10:44.5	6000m 00:14:44.0	8000m 00:18:48.4	10000m 00:22:44.2	12000m 00:26:54.7	14000m 00:32:02.5	16000m 00:37:27.7	18000m 00:43:11.9	20000m 00:47:29.1
04.		Zujenkov Ferenc		1966	00:12:11.0	00:28:58.4	00:45:06.5	00:50:42.2	+00:12:25.7		
M 51-60		2000m 00:05:41.6	4000m 00:11:25.0	6000m 00:15:28.3	8000m 00:19:30.7	10000m 00:23:22.0	12000m 00:27:33.0	14000m 00:32:40.5	16000m 00:38:04.0	18000m 00:43:37.9	20000m 00:47:52.4
05.		Fandel Chris		1966	00:11:48.3	00:28:37.3	00:45:10.7	00:50:49.4	+00:12:32.9		
M 51-60		2000m 00:05:32.7	4000m 00:11:03.6	6000m 00:15:06.2	8000m 00:19:09.6	10000m 00:23:01.0	12000m 00:27:06.5	14000m 00:32:25.7	16000m 00:37:53.7	18000m 00:43:29.8	20000m 00:48:01.3
06.		Pait Jim		1969	00:12:22.4	00:28:56.6	00:45:49.0	00:50:56.9	+00:12:40.4		
M 51-60		2000m 00:05:42.7	4000m 00:11:37.9	6000m 00:15:43.6	8000m 00:19:42.9	10000m 00:23:32.1	12000m 00:27:30.7	14000m 00:32:43.1	16000m 00:38:06.9	18000m 00:44:13.2	20000m 00:48:30.4
07.		Barrigó José		1964	00:11:48.2	00:29:04.2	00:45:49.8	00:51:32.9	+00:13:16.4		
M 51-60		2000m 00:05:17.7	4000m 00:11:01.7	6000m 00:15:16.1	8000m 00:19:16.6	10000m 00:23:16.9	12000m 00:27:31.0	14000m 00:32:54.7	16000m 00:38:35.8	18000m 00:44:11.0	20000m 00:48:43.5
08.		JONES Mark		1963	00:12:56.8	00:29:56.2	00:46:14.8	00:51:45.7	+00:13:29.2		
M 51-60		2000m 00:05:59.0	4000m 00:11:43.7	6000m 00:15:56.4	8000m 00:20:08.2	10000m 00:24:08.5	12000m 00:28:19.1	14000m 00:33:27.0	16000m 00:38:54.0	18000m 00:44:23.4	20000m 00:48:46.6
09.		Storm Richard		1966	00:12:15.4	00:29:48.9	00:46:21.2	00:51:51.0	+00:13:34.5		
M 51-60		2000m 00:05:36.9	4000m 00:11:29.9	6000m 00:15:39.5	8000m 00:19:46.9	10000m 00:23:46.2	12000m 00:28:03.2	14000m 00:33:23.0	16000m 00:38:51.2	18000m 00:44:39.1	20000m 00:49:06.7
10.		Teixeira Santos Luis		1965	00:11:48.4	00:29:21.0	00:45:56.1	00:51:57.1	+00:13:40.6		
M 51-60		2000m 00:05:34.8	4000m 00:11:01.7	6000m 00:15:12.5	8000m 00:19:17.8	10000m 00:23:21.4	12000m 00:27:40.7	14000m 00:33:01.8	16000m 00:38:33.4	18000m 00:44:15.1	20000m 00:48:54.1
11.		Sąsiedzki Piotr		1969	00:13:06.9	00:30:45.8	00:46:25.2	00:52:07.1	+00:13:50.6		
M 51-60		2000m 00:06:15.1	4000m 00:11:55.9	6000m 00:16:02.4	8000m 00:20:17.1	10000m 00:24:34.8	12000m 00:29:06.7	14000m 00:34:15.3	16000m 00:39:37.4	18000m 00:44:59.2	20000m 00:49:18.0
12.		Prodhomme Rodolphe		1970	00:12:30.7	00:29:51.6	00:47:06.2	00:52:11.8	+00:13:55.3		
M 51-60		2000m 00:05:50.7	4000m 00:11:42.8	6000m 00:15:46.4	8000m 00:19:59.0	10000m 00:24:05.6	12000m 00:28:22.4	14000m 00:33:39.0	16000m 00:39:21.6	18000m 00:45:04.6	20000m 00:49:31.8

ROUVY

ELITE

Santini

NUTREND®

Rank cat	Jersey	Name	CoR	DoB	INT1	INT2	INT3	Finishtime	
13.		Dingjan Edwin Dutch Gravel riders		1968	00:13:00.8	00:30:18.9	00:47:10.8	00:52:14.8	+00:13:58.3
M 51-60		2000m 4000m 6000m 8000m 10000m 12000m 14000m 16000m 18000m 20000m			00:05:57.8 00:11:51.9 00:16:05.3 00:20:20.0 00:24:27.5 00:28:47.6 00:34:09.2 00:39:48.2 00:45:14.5 00:49:32.7				
14.		Mak Tony BFF		1969	00:12:14.6	00:30:11.1	00:46:22.1	00:52:19.9	+00:14:03.4
M 51-60		2000m 4000m 6000m 8000m 10000m 12000m 14000m 16000m 18000m 20000m			00:05:14.7 00:10:55.9 00:16:02.6 00:20:34.4 00:24:37.5 00:28:48.5 00:33:57.5 00:39:14.3 00:44:56.0 00:49:16.7				
15.		Drab Pawel Rycerze Rolanda Maciejewski Team		1966	00:15:03.4	00:32:23.0	00:46:54.4	00:52:27.6	+00:14:11.1
M 51-60		2000m 4000m 6000m 8000m 10000m 12000m 14000m 16000m 18000m 20000m			00:07:04.3 00:14:07.2 00:18:30.4 00:22:57.4 00:27:00.8 00:31:07.3 00:35:51.4 00:40:48.3 00:45:42.9 00:49:34.2				
16.		Issatt Simon		1966	00:12:15.3	00:29:54.0	00:46:52.0	00:52:34.8	+00:14:18.3
M 51-60		2000m 4000m 6000m 8000m 10000m 12000m 14000m 16000m 18000m 20000m			00:05:26.8 00:11:28.0 00:15:46.2 00:20:05.8 00:24:09.3 00:28:22.0 00:33:43.2 00:39:18.5 00:45:07.6 00:49:46.6				
17.		Fasoli Luca		1968	00:13:29.8	00:30:41.1	00:47:20.6	00:52:45.9	+00:14:29.4
M 51-60		2000m 4000m 6000m 8000m 10000m 12000m 14000m 16000m 18000m 20000m			00:06:04.1 00:12:20.4 00:16:31.5 00:20:36.0 00:24:31.5 00:28:53.3 00:34:19.4 00:39:45.6 00:45:16.7 00:49:53.9				
18.		Andráši Ctirad 2007_Cycling Team		1970	00:12:28.1	00:29:38.9	00:47:31.8	00:52:48.9	+00:14:32.4
M 51-60		2000m 4000m 6000m 8000m 10000m 12000m 14000m 16000m 18000m 20000m			00:05:14.5 00:11:15.8 00:15:35.4 00:19:45.9 00:23:46.4 00:28:02.9 00:33:44.4 00:39:32.5 00:45:28.7 00:50:05.0				
19.		Hyland Ant (Chuck) Tour dBedroom		1964	00:13:06.9	00:30:19.0	00:47:36.6	00:52:49.2	+00:14:32.7
M 51-60		2000m 4000m 6000m 8000m 10000m 12000m 14000m 16000m 18000m 20000m			00:06:13.0 00:12:17.9 00:16:32.7 00:20:34.9 00:24:31.5 00:28:44.4 00:34:05.2 00:39:42.3 00:45:30.3 00:50:04.9				
20.		Cammarata Michelangelo MEDIA 23		1967	00:12:26.4	00:30:09.1	00:47:14.6	00:53:02.6	+00:14:46.1
M 51-60		2000m 4000m 6000m 8000m 10000m 12000m 14000m 16000m 18000m 20000m			00:05:50.0 00:11:39.9 00:15:47.2 00:20:00.0 00:24:08.5 00:28:25.0 00:33:51.2 00:39:28.5 00:45:27.6 00:50:09.1				
21.		Greer Alistair		1970	00:13:01.0	00:30:18.9	00:47:37.4	00:53:06.4	+00:14:49.9
M 51-60		2000m 4000m 6000m 8000m 10000m 12000m 14000m 16000m 18000m 20000m			00:05:56.1 00:11:54.8 00:16:00.6 00:20:13.1 00:24:20.6 00:28:46.4 00:34:15.3 00:39:53.8 00:45:51.9 00:50:30.1				
22.		Schlichtig Alain CCL30		1966	00:12:25.5	00:29:40.8	00:47:24.5	00:53:38.7	+00:15:22.2
M 51-60		2000m 4000m 6000m 8000m 10000m 12000m 14000m 16000m 18000m 20000m			00:05:26.7 00:11:11.7 00:15:26.2 00:19:39.7 00:23:47.3 00:28:04.2 00:33:44.5 00:39:31.7 00:45:35.8 00:50:32.3				
23.		Miller Glenn Pictou County Cycle		1965	00:12:19.1	00:30:10.1	00:47:45.5	00:53:46.7	+00:15:30.2
M 51-60		2000m 4000m 6000m 8000m 10000m 12000m 14000m 16000m 18000m 20000m			00:05:31.9 00:11:30.8 00:15:49.3 00:20:07.8 00:24:08.6 00:28:32.3 00:34:08.6 00:39:56.6 00:45:59.8 00:50:49.1				
24.		Koger Mathias WINVESTMENT		1963	00:12:31.2	00:30:14.0	00:48:34.9	00:53:52.5	+00:15:36.0
M 51-60		2000m 4000m 6000m 8000m 10000m 12000m 14000m 16000m 18000m 20000m			00:05:56.1 00:11:42.1 00:15:55.5 00:20:07.9 00:24:15.3 00:28:39.2 00:34:11.2 00:40:11.6 00:46:30.1 00:51:09.2				
25.		Lopes Eduardo		1970	00:13:55.6	00:32:05.2	00:48:17.5	00:53:54.0	+00:15:37.5
M 51-60		2000m 4000m 6000m 8000m 10000m 12000m 14000m 16000m 18000m 20000m			00:06:22.9 00:12:37.3 00:17:04.8 00:21:38.4 00:25:54.9 00:30:26.7 00:35:37.8 00:40:55.0 00:46:27.7 00:50:51.1				
26.		Catignani Gianluca BIKE DIVISION		1966	00:11:59.3	00:31:35.0	00:48:15.8	00:54:00.5	+00:15:44.0
M 51-60		2000m 4000m 6000m 8000m 10000m 12000m 14000m 16000m 18000m 20000m			00:05:44.9 00:11:03.5 00:15:26.3 00:20:59.2 00:25:17.9 00:29:51.8 00:35:19.1 00:40:37.6 00:46:32.1 00:51:16.2				

ROUVY

ELITE

Santini

NUTREND®


























Rank cat	Jersey	Name	CoR	DoB	INT1	INT2	INT3	Finishtime	
27.		Hilliam Ed Lanterne Rouge		1966	00:12:14.5	00:30:09.8	00:48:20.6	00:54:01.1	+00:15:44.6
M 51-60		2000m 4000m 6000m 8000m 10000m 12000m 14000m 16000m 18000m 20000m			00:05:30.8 00:11:26.6 00:15:39.3 00:19:58.9 00:24:08.7 00:28:32.1 00:34:15.4 00:40:05.9 00:46:06.6 00:50:57.2				
28.		Bibich Andrei WTF-team (#pig_jog)		1970	00:14:15.1	00:31:50.2	00:49:17.7	00:54:09.8	+00:15:53.3
M 51-60		2000m 4000m 6000m 8000m 10000m 12000m 14000m 16000m 18000m 20000m			00:06:36.1 00:13:01.5 00:17:31.9 00:21:54.4 00:25:58.0 00:30:12.8 00:35:34.9 00:41:19.0 00:47:18.1 00:51:37.1				
29.		Udell Galen		1963	00:12:12.3	00:30:08.0	00:48:37.6	00:54:13.6	+00:15:57.1
M 51-60		2000m 4000m 6000m 8000m 10000m 12000m 14000m 16000m 18000m 20000m			00:05:23.7 00:11:22.8 00:15:41.1 00:20:00.7 00:24:06.2 00:28:32.2 00:34:13.6 00:40:10.6 00:46:20.9 00:51:20.3				
30.		Puttlitz Christian		1970	00:13:35.0	00:30:57.5	00:48:44.0	00:54:20.1	+00:16:03.6
M 51-60		2000m 4000m 6000m 8000m 10000m 12000m 14000m 16000m 18000m 20000m			00:05:58.0 00:12:24.2 00:16:52.0 00:21:09.4 00:25:08.2 00:29:24.6 00:34:50.8 00:40:38.8 00:46:51.5 00:51:39.5				
31.		Gmo William		1961	00:14:10.0	00:31:36.0	00:49:06.2	00:54:20.8	+00:16:04.3
M 51-60		2000m 4000m 6000m 8000m 10000m 12000m 14000m 16000m 18000m 20000m			00:07:13.5 00:13:20.7 00:17:33.0 00:21:41.3 00:25:40.2 00:29:52.9 00:35:17.7 00:40:53.1 00:47:01.4 00:51:38.5				
32.		Hamman Mark THATLLDO		1963	00:13:36.7	00:32:42.7	00:48:36.6	00:54:21.4	+00:16:04.9
M 51-60		2000m 4000m 6000m 8000m 10000m 12000m 14000m 16000m 18000m 20000m			00:06:24.0 00:12:45.4 00:17:22.0 00:22:04.5 00:26:20.6 00:31:01.2 00:36:15.0 00:41:34.4 00:47:02.0 00:51:33.4				
33.		Lüghausen Michael RSC Buchholz e.V.		1965	00:13:12.9	00:31:07.2	00:48:47.7	00:54:21.9	+00:16:05.4
M 51-60		2000m 4000m 6000m 8000m 10000m 12000m 14000m 16000m 18000m 20000m			00:06:28.9 00:12:25.5 00:16:43.9 00:21:06.4 00:25:16.0 00:29:40.7 00:35:10.8 00:40:53.1 00:46:45.4 00:51:27.4				
34.		Klausner Dan		1963	00:15:01.4	00:31:56.0	00:49:10.9	00:54:25.0	+00:16:08.5
M 51-60		2000m 4000m 6000m 8000m 10000m 12000m 14000m 16000m 18000m 20000m			00:08:35.8 00:14:16.8 00:18:20.6 00:22:22.6 00:26:09.3 00:30:15.7 00:35:30.9 00:41:03.2 00:47:07.1 00:51:44.6				
35.		Graff Steve		1968	00:13:42.7	00:31:47.5	00:49:12.1	00:54:25.1	+00:16:08.6
M 51-60		2000m 4000m 6000m 8000m 10000m 12000m 14000m 16000m 18000m 20000m			00:06:27.9 00:12:43.3 00:17:24.0 00:21:51.4 00:25:58.1 00:30:10.7 00:35:50.8 00:41:27.8 00:47:14.2 00:51:42.9				
36.		Hayward Michael Jersey Shore Triathlon Club		1965	00:12:39.7	00:31:11.7	00:48:56.7	00:54:30.9	+00:16:14.4
M 51-60		2000m 4000m 6000m 8000m 10000m 12000m 14000m 16000m 18000m 20000m			00:05:45.8 00:11:45.8 00:16:19.8 00:20:42.0 00:24:57.8 00:29:22.7 00:35:00.7 00:40:49.6 00:46:52.0 00:51:31.2				
37.		Massara Marco		1968	00:12:41.3	00:30:53.1	00:48:52.6	00:54:36.2	+00:16:19.7
M 51-60		2000m 4000m 6000m 8000m 10000m 12000m 14000m 16000m 18000m 20000m			00:05:55.8 00:11:51.2 00:16:07.7 00:20:29.3 00:24:39.9 00:29:09.4 00:34:41.7 00:40:36.8 00:46:40.1 00:51:34.3				
38.		Gomez Martinez Jose Miguel		1969	00:13:52.8	00:32:54.8	00:49:33.7	00:54:48.7	+00:16:32.2
M 51-60		2000m 4000m 6000m 8000m 10000m 12000m 14000m 16000m 18000m 20000m			00:07:00.1 00:12:59.2 00:17:26.1 00:22:26.7 00:26:40.5 00:31:13.2 00:36:20.9 00:41:56.4 00:47:40.0 00:52:02.2				
39.		McClelland Jim		1961	00:13:23.6	00:32:29.4	00:49:11.9	00:54:57.1	+00:16:40.6
M 51-60		2000m 4000m 6000m 8000m 10000m 12000m 14000m 16000m 18000m 20000m			00:06:12.1 00:12:15.4 00:16:18.9 00:21:18.4 00:26:02.2 00:30:46.9 00:35:55.8 00:41:37.4 00:47:30.6 00:52:10.3				
40.		King Geoff		1963	00:13:00.6	00:31:42.5	00:49:07.1	00:55:00.2	+00:16:43.7
M 51-60		2000m 4000m 6000m 8000m 10000m 12000m 14000m 16000m 18000m 20000m			00:05:58.9 00:12:11.0 00:16:24.8 00:21:14.6 00:25:30.8 00:29:51.6 00:35:44.8 00:41:22.2 00:47:31.3 00:52:02.2				

ROUVY

ELITE

Santini

NUTREND®





























Rank cat	Jersey	Name	CoR	DoB	INT1	INT2	INT3	Finishtime	
41.		del Rosario Ferdinand Sulung Triathlon Group		1970	00:14:28.7	00:32:49.2	00:49:23.1	00:55:11.0	+00:16:54.5
M 51-60		2000m 4000m 6000m 8000m 10000m 12000m 14000m 16000m 18000m 20000m							
		00:06:39.9 00:13:12.5 00:17:50.2 00:22:18.5 00:26:38.4 00:31:04.9 00:36:27.1 00:42:06.4 00:47:48.3 00:52:08.4							
42.		Haga Oyvind Lapdogs Cycling Club		1966	00:12:44.4	00:31:57.5	00:50:21.0	00:55:44.2	+00:17:27.7
M 51-60		2000m 4000m 6000m 8000m 10000m 12000m 14000m 16000m 18000m 20000m							
		00:05:39.8 00:11:56.3 00:16:20.4 00:20:52.3 00:25:19.0 00:29:58.8 00:36:07.9 00:42:12.7 00:48:23.7 00:52:57.7							
43.		Cifoletti Elfidio Mare e Monti		1962	00:16:42.0	00:34:41.6	00:50:53.4	00:56:04.4	+00:17:47.9
M 51-60		2000m 4000m 6000m 8000m 10000m 12000m 14000m 16000m 18000m 20000m							
		00:09:14.9 00:15:30.3 00:19:57.7 00:24:24.3 00:28:48.1 00:33:07.8 00:38:28.9 00:43:47.0 00:49:02.9 00:53:17.8							
44.		Elliott Neil		1968	00:13:30.1	00:31:22.8	00:50:35.3	00:56:10.7	+00:17:54.2
M 51-60		2000m 4000m 6000m 8000m 10000m 12000m 14000m 16000m 18000m 20000m							
		00:06:17.9 00:12:41.5 00:17:07.8 00:21:33.6 00:25:28.9 00:29:33.6 00:35:03.6 00:41:23.1 00:48:31.8 00:53:32.9							
45.		Lubberts Grieco TV TRIOS		1963	00:18:09.9	00:34:45.9	00:50:46.4	00:56:10.8	+00:17:54.3
M 51-60		2000m 4000m 6000m 8000m 10000m 12000m 14000m 16000m 18000m 20000m							
		00:11:06.9 00:16:59.6 00:21:08.6 00:25:15.8 00:29:11.4 00:33:17.0 00:38:28.1 00:43:47.0 00:49:15.8 00:53:32.8							
46.		Schindler Tad		1964	00:16:05.1	00:34:01.7	00:50:41.1	00:56:21.3	+00:18:04.8
M 51-60		2000m 4000m 6000m 8000m 10000m 12000m 14000m 16000m 18000m 20000m							
		00:08:33.8 00:14:50.4 00:19:15.5 00:23:45.4 00:28:04.3 00:32:23.6 00:37:31.8 00:43:03.8 00:48:38.8 00:53:35.6							
47.		thrower phil		1970	00:13:23.0	00:32:17.2	00:51:10.4	00:56:28.0	+00:18:11.5
M 51-60		2000m 4000m 6000m 8000m 10000m 12000m 14000m 16000m 18000m 20000m							
		00:05:54.9 00:12:07.3 00:16:45.7 00:21:22.4 00:25:41.9 00:30:15.1 00:36:15.0 00:42:28.7 00:48:52.9 00:53:36.0							
48.		Pilny Miroslav		1962	00:13:33.7	00:31:28.7	00:51:00.4	00:56:34.3	+00:18:17.8
M 51-60		2000m 4000m 6000m 8000m 10000m 12000m 14000m 16000m 18000m 20000m							
		00:06:34.2 00:12:45.2 00:17:01.8 00:21:11.6 00:25:19.0 00:29:35.7 00:35:28.6 00:41:51.2 00:48:33.5 00:53:44.9							
49.		Albers Eddy		1964	00:13:40.7	00:32:07.4	00:50:52.1	00:56:37.1	+00:18:20.6
M 51-60		2000m 4000m 6000m 8000m 10000m 12000m 14000m 16000m 18000m 20000m							
		00:06:22.3 00:12:50.2 00:17:25.9 00:21:52.7 00:25:59.0 00:30:28.8 00:36:10.1 00:42:23.7 00:48:47.6 00:53:50.6							
50.		Vallance Marcus		1970	00:14:09.6	00:32:51.5	00:51:29.8	00:56:54.7	+00:18:38.2
M 51-60		2000m 4000m 6000m 8000m 10000m 12000m 14000m 16000m 18000m 20000m							
		00:06:22.1 00:12:57.6 00:17:37.9 00:22:05.7 00:26:18.5 00:30:55.1 00:36:52.3 00:43:06.6 00:49:22.1 00:54:07.1							
51.		Kiely Bill		1970	00:14:21.2	00:34:15.5	00:51:46.6	00:57:03.9	+00:18:47.4
M 51-60		2000m 4000m 6000m 8000m 10000m 12000m 14000m 16000m 18000m 20000m							
		00:06:19.2 00:13:05.7 00:18:04.1 00:22:58.9 00:27:34.9 00:32:29.9 00:38:01.9 00:44:00.1 00:49:50.0 00:54:14.8							
52.		Llamas Mark Wadhurst Chaingang		1963	00:13:34.8	00:32:45.5	00:51:55.0	00:57:13.9	+00:18:57.4
M 51-60		2000m 4000m 6000m 8000m 10000m 12000m 14000m 16000m 18000m 20000m							
		00:06:05.1 00:12:43.3 00:17:14.8 00:21:46.4 00:26:02.4 00:30:41.8 00:36:48.3 00:43:07.8 00:49:35.6 00:54:29.7							
53.		Sova Radek GOOFY TEAM		1965	00:13:45.1	00:33:13.2	00:52:05.5	00:57:45.3	+00:19:28.8
M 51-60		2000m 4000m 6000m 8000m 10000m 12000m 14000m 16000m 18000m 20000m							
		00:06:13.9 00:12:53.4 00:17:29.8 00:22:03.6 00:26:35.2 00:31:25.0 00:37:23.8 00:43:42.8 00:50:09.9 00:55:05.0							
54.		Ben Moshe David		1967	00:12:11.4	00:31:55.5	00:52:29.8	00:58:10.6	+00:19:54.1
M 51-60		2000m 4000m 6000m 8000m 10000m 12000m 14000m 16000m 18000m 20000m							
		00:05:37.0 00:11:25.9 00:16:00.5 00:20:24.1 00:25:00.8 00:29:55.6 00:36:06.9 00:43:09.6 00:50:23.8 00:55:11.9							

ROUVY

ELITE

Santini

NUTREND®









Rank cat	Jersey	Name	CoR	DoB	INT1	INT2	INT3	Finishtime			
55.		Janigian Renie		1969	00:13:29.9	00:33:01.5	00:53:33.0	00:58:56.5	+00:20:40.0		
M 51-60		2000m 00:05:53.0	4000m 00:12:37.3	6000m 00:17:10.8	8000m 00:21:45.4	10000m 00:26:10.1	12000m 00:30:44.0	14000m 00:37:17.7	16000m 00:43:53.1	18000m 00:51:00.4	20000m 00:56:11.3
56.		Boschioli Maurizio		1964	00:13:32.3	00:32:53.5	00:55:04.4	01:00:39.1	+00:22:22.6		
M 51-60		2000m 00:05:46.7	4000m 00:12:19.2	6000m 00:16:58.0	8000m 00:21:39.7	10000m 00:26:03.0	12000m 00:30:49.0	14000m 00:37:30.9	16000m 00:44:45.3	18000m 00:52:24.6	20000m 00:57:56.6
57.		Del Gaudio Giovanni		1961	00:15:10.5	00:35:04.7	00:56:00.9	01:01:28.6	+00:23:12.1		
M 51-60		2000m 00:06:52.2	4000m 00:14:15.2	6000m 00:19:07.4	8000m 00:23:49.3	10000m 00:28:19.1	12000m 00:33:04.1	14000m 00:39:37.4	16000m 00:46:29.8	18000m 00:53:32.6	20000m 00:58:41.4
58.		Brenes Juan Ramon		1967	00:14:23.0	00:35:07.3	00:55:35.8	01:01:37.9	+00:23:21.4		
M 51-60	Panzas	2000m 00:06:17.9	4000m 00:13:23.4	6000m 00:18:23.5	8000m 00:23:06.2	10000m 00:27:49.8	12000m 00:32:53.1	14000m 00:39:16.5	16000m 00:46:05.1	18000m 00:53:06.5	20000m 00:58:29.4
59.		Menghi Pietro		1967	00:20:07.3	00:38:52.7	00:56:31.7	01:02:21.0	+00:24:04.5		
M 51-60		2000m 00:12:24.4	4000m 00:19:09.7	6000m 00:24:01.4	8000m 00:28:45.3	10000m 00:33:03.0	12000m 00:37:18.8	14000m 00:42:52.7	16000m 00:48:48.7	18000m 00:54:53.2	20000m 00:59:28.8
60.		Kienmayer Rainer		1969	00:14:51.5	00:36:06.3	00:56:48.8	01:02:42.2	+00:24:25.7		
M 51-60		2000m 00:06:42.3	4000m 00:13:52.8	6000m 00:19:03.6	8000m 00:23:58.2	10000m 00:28:45.3	12000m 00:33:51.1	14000m 00:40:34.8	16000m 00:47:16.1	18000m 00:54:20.7	20000m 00:59:35.5
61.		Casentini Giancarlo		1961	00:15:00.1	00:35:41.9	00:57:09.2	01:03:15.0	+00:24:58.5		
M 51-60	Cycleness	2000m 00:06:38.0	4000m 00:13:42.7	6000m 00:18:43.3	8000m 00:23:36.4	10000m 00:28:19.3	12000m 00:33:26.9	14000m 00:40:11.8	16000m 00:47:10.3	18000m 00:54:29.8	20000m 01:00:08.6
62.		Michelsen Johan Petur		1967	00:15:15.4	00:35:23.7	00:58:17.6	01:04:11.4	+00:25:54.9		
M 51-60	Rynkeby	2000m 00:07:44.7	4000m 00:14:24.9	6000m 00:19:04.6	8000m 00:23:52.4	10000m 00:28:11.9	12000m 00:33:01.8	14000m 00:40:08.6	16000m 00:48:29.6	18000m 00:56:01.0	20000m 01:01:27.7
63.		Rothe Michael		1963	00:15:21.4	00:36:09.2	00:58:45.8	01:04:35.8	+00:26:19.3		
M 51-60		2000m 00:07:04.5	4000m 00:14:27.9	6000m 00:19:27.7	8000m 00:24:18.6	10000m 00:28:57.7	12000m 00:34:05.6	14000m 00:41:07.1	16000m 00:48:28.6	18000m 00:56:10.4	20000m 01:01:39.2
64.		Drápalík Jan		1968	00:11:08.5	00:27:34.0	00:59:21.2	01:04:39.7	+00:26:23.2		
M 51-60		2000m 00:05:03.6	4000m 00:10:22.7	6000m 00:14:23.4	8000m 00:18:17.3	10000m 00:22:03.1	12000m 00:25:56.9	14000m 00:30:47.3	16000m 00:35:39.2	18000m 00:50:43.6	20000m 01:01:49.8
65.		Barrientos Javier		1966	00:15:37.6	00:37:50.2	01:00:14.4	01:05:38.7	+00:27:22.2		
M 51-60		2000m 00:07:01.3	4000m 00:14:48.9	6000m 00:19:52.9	8000m 00:25:18.9	10000m 00:30:14.8	12000m 00:35:32.7	14000m 00:42:40.7	16000m 00:50:02.1	18000m 00:57:45.4	20000m 01:03:03.4
66.		Westly Jeff		1962	00:17:36.5	00:40:39.1	01:03:20.4	01:09:22.5	+00:31:06.0		
M 51-60		2000m 00:07:56.5	4000m 00:16:37.5	6000m 00:22:04.5	8000m 00:27:55.1	10000m 00:33:13.0	12000m 00:38:52.2	14000m 00:45:34.8	16000m 00:52:54.8	18000m 01:00:41.0	20000m 01:06:17.7
67.		Prins Co		1967	00:19:09.0	00:42:56.0	01:07:15.0	01:12:49.0	+00:34:32.4		
M 51-60		2000m 00:08:45.6	4000m 00:18:08.3	6000m 00:24:07.5	8000m 00:29:34.7	10000m 00:34:44.4	12000m 00:40:26.8	14000m 00:48:01.5	16000m 00:56:18.4	18000m 01:04:19.5	20000m 01:10:14.0
68.		Parker Steve		1962	00:17:58.5	00:41:01.2	01:08:15.9	01:14:49.1	+00:36:32.6		
M 51-60		2000m 00:08:35.8	4000m 00:16:39.6	6000m 00:22:07.8	8000m 00:27:44.8	10000m 00:33:23.9	12000m 00:38:58.3	14000m 00:46:14.0	16000m 00:55:02.2	18000m 01:04:52.7	20000m 01:11:43.6

ROUVY

ELITE



























Santini

NUTREND®

Rank cat	Jersey	Name	CoR	DoB	INT1	INT2	INT3	Finishtime			
69.		Smet Johan		1968	00:14:47.5	00:34:13.0	01:22:20.3	01:28:51.0 +00:50:34.5			
M 51-60				Username jsmet							
		2000m	4000m	6000m	8000m	10000m	12000m	14000m	16000m	18000m	20000m
		00:06:39.1	00:13:11.3	00:18:14.2	00:23:08.0	00:27:27.8	00:32:13.8	00:39:01.2	00:45:25.8	01:19:38.6	01:25:34.2
70.		Bodenlos Jiří		1962	00:22:04.7	00:51:50.6	01:30:44.4	01:37:20.0 +00:59:03.5			
M 51-60				Username bondy							
		2000m	4000m	6000m	8000m	10000m	12000m	14000m	16000m	18000m	20000m
		00:09:51.3	00:20:47.1	00:27:49.2	00:34:22.3	00:40:49.0	00:48:29.4	01:00:09.0	01:13:00.0	01:26:09.7	01:34:38.9
		Swain George		1965	00:10:35.6						DNF
M 51-60		Hudson Valley Randonneurs		Username GeorgeSwain							
		2000m	4000m	6000m	8000m	10000m	12000m	14000m	16000m	18000m	20000m
		00:04:47.7	00:09:51.3	00:13:40.9	00:19:52.1						
		Maceček Martin		1970	00:11:55.1						DNF
M 51-60				Username cejko							
		2000m	4000m	6000m	8000m	10000m	12000m	14000m	16000m	18000m	20000m
		00:05:25.8	00:11:10.0								

































Rank cat	Jersey	Name	CoR	DoB	INT1	INT2	INT3	Finishtime	
1.		JUNIOR FRED BBC		1960	00:09:25.9	00:23:12.2	00:36:28.3	00:41:35.7	+00:00:00.0
M 60+		2000m 00:04:06.4 4000m 00:08:25.8 6000m 00:11:49.1 8000m 00:15:16.2 10000m 00:18:39.6 12000m 00:22:07.7 14000m 00:26:20.5 16000m 00:30:37.8 18000m 00:35:13.0 20000m 00:38:59.1							
2.		Studer Peter		1955	00:10:07.7	00:24:18.7	00:37:32.9	00:42:46.1	+00:01:10.4
M 60+		2000m 00:04:52.8 4000m 00:09:30.3 6000m 00:12:55.6 8000m 00:16:22.5 10000m 00:19:41.9 12000m 00:23:12.1 14000m 00:27:25.5 16000m 00:31:46.5 18000m 00:36:19.3 20000m 00:40:06.4							
3.		vandeputte françois BCT		1958	00:09:47.2	00:24:47.5	00:38:38.9	00:43:38.4	+00:02:02.6
M 60+		2000m 00:04:27.3 4000m 00:09:05.0 6000m 00:12:37.4 8000m 00:16:18.6 10000m 00:19:47.7 12000m 00:23:24.2 14000m 00:27:46.1 16000m 00:32:14.7 18000m 00:36:58.4 20000m 00:40:57.9							
4.		Standaert Joop		1958	00:10:36.6	00:25:31.0	00:38:54.0	00:44:13.9	+00:02:38.1
M 60+		2000m 00:04:59.3 4000m 00:09:55.3 6000m 00:13:33.4 8000m 00:17:13.0 10000m 00:20:44.0 12000m 00:24:23.4 14000m 00:28:45.0 16000m 00:33:10.0 18000m 00:37:41.5 20000m 00:41:29.2							
5.		Frenzel Peter Leeze Baumberge		1960	00:10:06.8	00:25:02.0	00:39:28.9	00:44:52.9	+00:03:17.2
M 60+		2000m 00:04:33.7 4000m 00:09:26.2 6000m 00:12:58.4 8000m 00:16:32.1 10000m 00:20:06.2 12000m 00:23:48.6 14000m 00:28:22.6 16000m 00:33:07.4 18000m 00:38:10.2 20000m 00:42:09.6							
6.		Bender Lon PAA Cycling		1959	00:11:06.5	00:25:43.4	00:39:41.6	00:45:02.9	+00:03:27.1
M 60+		2000m 00:05:03.5 4000m 00:10:03.2 6000m 00:13:41.5 8000m 00:17:27.1 10000m 00:20:56.4 12000m 00:24:34.9 14000m 00:28:59.6 16000m 00:33:39.0 18000m 00:38:23.9 20000m 00:42:17.4							
7.		Rapp Charles		1959	00:10:54.0	00:26:19.4	00:40:38.2	00:46:00.0	+00:04:24.3
M 60+		2000m 00:04:57.4 4000m 00:10:12.2 6000m 00:13:57.6 8000m 00:17:43.2 10000m 00:21:19.6 12000m 00:25:08.1 14000m 00:29:38.8 16000m 00:34:29.6 18000m 00:39:23.3 20000m 00:43:18.9							
8.		Aymard Georges		1960	00:10:29.8	00:25:50.2	00:40:47.0	00:46:02.3	+00:04:26.5
M 60+		2000m 00:04:47.7 4000m 00:09:47.0 6000m 00:13:29.7 8000m 00:17:13.0 10000m 00:20:49.1 12000m 00:24:34.5 14000m 00:29:15.3 16000m 00:33:59.3 18000m 00:38:58.4 20000m 00:43:07.9							
9.		Machač Stanislav Cyklo-Machač		1960	00:11:06.8	00:26:15.7	00:41:25.4	00:46:17.6	+00:04:41.9
M 60+		2000m 00:05:26.9 4000m 00:10:27.6 6000m 00:14:05.9 8000m 00:17:39.2 10000m 00:21:13.4 12000m 00:24:57.8 14000m 00:29:40.7 16000m 00:34:31.6 18000m 00:39:39.5 20000m 00:43:38.8							
10.		Bashford Kevin Saris H3		1959	00:10:54.9	00:26:12.7	00:41:18.1	00:46:18.4	+00:04:42.7
M 60+		2000m 00:04:57.5 4000m 00:10:11.4 6000m 00:13:54.7 8000m 00:17:41.1 10000m 00:21:12.3 12000m 00:24:58.8 14000m 00:29:38.5 16000m 00:34:26.9 18000m 00:39:32.7 20000m 00:43:39.3							
11.		Butler Terence		1960	00:10:53.1	00:26:20.7	00:41:07.4	00:46:25.1	+00:04:49.3
M 60+		2000m 00:05:01.8 4000m 00:10:09.4 6000m 00:13:58.0 8000m 00:17:43.0 10000m 00:21:20.4 12000m 00:25:06.6 14000m 00:29:42.8 16000m 00:34:31.8 18000m 00:39:42.6 20000m 00:43:46.3							
12.		Blomstrand Bjorn		1960	00:11:08.1	00:26:25.4	00:41:11.3	00:46:37.3	+00:05:01.6
M 60+		2000m 00:05:19.7 4000m 00:10:25.7 6000m 00:14:08.0 8000m 00:17:50.1 10000m 00:21:23.5 12000m 00:25:09.9 14000m 00:29:50.7 16000m 00:34:42.8 18000m 00:39:44.5 20000m 00:43:54.0							
13.		St. Pierre Paul		1957	00:10:50.3	00:26:46.5	00:41:46.3	00:47:17.6	+00:05:41.9
M 60+		2000m 00:04:45.6 4000m 00:09:43.1 6000m 00:13:40.5 8000m 00:17:39.9 10000m 00:21:29.5 12000m 00:25:30.2 14000m 00:30:17.8 16000m 00:35:16.0 18000m 00:40:25.7 20000m 00:44:30.0							
14.		Erb-Tanner Juerg		1958	00:10:57.8	00:26:46.7	00:42:19.5	00:48:00.1	+00:06:24.3
M 60+		2000m 00:05:04.8 4000m 00:10:13.4 6000m 00:14:08.1 8000m 00:17:56.1 10000m 00:21:36.7 12000m 00:25:26.8 14000m 00:30:35.7 16000m 00:35:36.0 18000m 00:40:52.0 20000m 00:45:08.5							

ROUVY

ELITE

Santini

NUTREND®





























Rank cat	Jersey	Name	CoR	DoB	INT1	INT2	INT3	Finishtime			
15.		Dudek Ralf		1959	00:10:18.3	00:26:47.8	00:42:17.8	00:48:03.7	+00:06:28.0		
M 60+					Username rias3						
		2000m	4000m	6000m	8000m	10000m	12000m	14000m	16000m	18000m	20000m
		00:04:34.3	00:09:30.9	00:13:18.8	00:17:29.1	00:21:23.4	00:25:28.0	00:30:16.1	00:35:24.9	00:40:50.0	00:45:08.5
16.		Beaven Roger		1955	00:10:59.8	00:27:15.0	00:42:27.8	00:48:06.4	+00:06:30.6		
M 60+					Username roger_the_cyclist						
		2000m	4000m	6000m	8000m	10000m	12000m	14000m	16000m	18000m	20000m
		00:05:01.5	00:10:13.6	00:14:08.7	00:18:02.0	00:21:51.6	00:25:57.0	00:30:42.9	00:35:44.7	00:41:01.2	00:45:15.5
17.		Vanderwaal Steve		1948	00:11:38.4	00:27:57.3	00:43:13.5	00:48:47.5	+00:07:11.7		
M 60+					Username scvwaal						
		2000m	4000m	6000m	8000m	10000m	12000m	14000m	16000m	18000m	20000m
		00:05:21.1	00:10:52.8	00:14:52.3	00:18:51.8	00:22:40.3	00:26:35.7	00:31:28.5	00:36:26.7	00:41:43.3	00:45:59.2
18.		Wolf Guy		1958	00:11:56.2	00:27:45.3	00:43:31.0	00:48:58.7	+00:07:23.0		
M 60+					Username celesteguy						
		2000m	4000m	6000m	8000m	10000m	12000m	14000m	16000m	18000m	20000m
		00:05:18.9	00:10:45.7	00:14:47.4	00:18:43.7	00:22:32.9	00:26:26.5	00:31:22.2	00:36:35.3	00:42:05.4	00:46:15.0
19.		Leiss Peter		1953	00:12:05.2	00:28:23.5	00:43:48.3	00:49:08.8	+00:07:33.1		
M 60+					Username leissp						
		2000m	4000m	6000m	8000m	10000m	12000m	14000m	16000m	18000m	20000m
		00:05:39.6	00:11:20.0	00:15:17.4	00:19:17.6	00:22:59.9	00:27:01.7	00:31:54.5	00:37:03.6	00:42:24.5	00:46:34.3
20.		Żychowski Jerzy		1950	00:11:41.3	00:28:27.2	00:43:58.4	00:49:29.2	+00:07:53.4		
M 60+		Sulima Rowery Team			Username Jerzy_Zychowski						
		2000m	4000m	6000m	8000m	10000m	12000m	14000m	16000m	18000m	20000m
		00:04:58.6	00:10:52.8	00:14:49.2	00:18:50.4	00:22:40.8	00:26:45.2	00:31:46.5	00:37:06.6	00:42:26.6	00:46:43.1
21.		Füllhase Peter		1956	00:11:58.2	00:29:12.0	00:44:20.1	00:50:00.6	+00:08:24.8		
M 60+		Rennrad Treff Altenberge			Username fuellhase						
		2000m	4000m	6000m	8000m	10000m	12000m	14000m	16000m	18000m	20000m
		00:05:34.8	00:11:20.6	00:15:24.1	00:19:28.8	00:23:26.3	00:27:31.6	00:32:29.5	00:37:48.7	00:42:55.8	00:47:17.0
22.		Hamman Bryan		1960	00:12:26.3	00:29:21.5	00:44:32.2	00:50:00.8	+00:08:25.1		
M 60+		THATLLDO			Username BryinSiam						
		2000m	4000m	6000m	8000m	10000m	12000m	14000m	16000m	18000m	20000m
		00:05:52.1	00:11:39.2	00:15:51.4	00:20:07.1	00:23:59.2	00:28:03.1	00:32:49.0	00:37:48.5	00:43:05.1	00:47:15.2
23.		Mohoric Vinko		1957	00:11:42.0	00:28:43.7	00:44:38.5	00:50:09.7	+00:08:34.0		
M 60+		GG			Username VinkoM						
		2000m	4000m	6000m	8000m	10000m	12000m	14000m	16000m	18000m	20000m
		00:05:23.6	00:10:55.9	00:14:52.4	00:19:02.6	00:22:52.0	00:27:00.7	00:32:17.7	00:37:30.6	00:43:08.9	00:47:29.3
24.		Hilger Georg		1956	00:11:32.9	00:28:24.1	00:44:54.4	00:50:21.0	+00:08:45.2		
M 60+		Casa Ciclista			Username eifelallez						
		2000m	4000m	6000m	8000m	10000m	12000m	14000m	16000m	18000m	20000m
		00:05:03.6	00:10:46.5	00:14:50.0	00:18:51.5	00:22:44.6	00:26:55.2	00:32:10.5	00:37:34.8	00:43:18.8	00:47:42.0
25.		Mlakar Danijel		1959	00:11:55.3	00:29:05.8	00:44:51.6	00:50:21.2	+00:08:45.4		
M 60+		KKK			Username DanneM						
		2000m	4000m	6000m	8000m	10000m	12000m	14000m	16000m	18000m	20000m
		00:05:10.8	00:11:06.9	00:15:18.5	00:19:32.5	00:23:22.2	00:27:27.6	00:32:37.8	00:37:55.0	00:43:21.7	00:47:42.6
26.		Reissner Leslie		1956	00:11:23.1	00:28:19.5	00:45:14.5	00:50:34.5	+00:08:58.8		
M 60+					Username sprocketboy						
		2000m	4000m	6000m	8000m	10000m	12000m	14000m	16000m	18000m	20000m
		00:05:14.8	00:10:41.7	00:14:38.1	00:18:42.4	00:22:40.8	00:26:50.8	00:32:03.4	00:37:40.7	00:43:37.1	00:47:58.3
27.		Miro Mirek		1955	00:11:51.2	00:28:51.6	00:45:08.5	00:50:49.5	+00:09:13.7		
M 60+		Sulima Rowery Team			Username mirekm6						
		2000m	4000m	6000m	8000m	10000m	12000m	14000m	16000m	18000m	20000m
		00:05:27.6	00:11:04.7	00:15:10.1	00:19:12.9	00:23:11.0	00:27:20.8	00:32:35.6	00:37:53.8	00:43:30.9	00:47:57.6
28.		Vavpetič Andrej		1960	00:12:08.2	00:28:38.5	00:45:28.8	00:51:06.5	+00:09:30.7		
M 60+		Mici je zakon			Username andrej1960						
		2000m	4000m	6000m	8000m	10000m	12000m	14000m	16000m	18000m	20000m
		00:05:19.5	00:10:59.7	00:15:05.4	00:19:08.7	00:23:02.0	00:27:10.6	00:32:24.7	00:37:54.6	00:43:45.1	00:48:18.6

ROUVY

ELITE

Santini

NUTREND®



























Rank cat	Jersey	Name	CoR	DoB	INT1	INT2	INT3	Finishtime			
29.		McCracken Garry		1951	00:11:11.8	00:27:58.5	00:45:33.9	00:51:12.4	+00:09:36.7		
M 60+					Username crackers-eh						
		2000m	4000m	6000m	8000m	10000m	12000m	14000m	16000m	18000m	20000m
		00:05:01.7	00:10:30.2	00:14:30.7	00:18:24.1	00:22:10.5	00:26:11.3	00:31:44.3	00:37:40.7	00:43:53.2	00:48:23.5
30.		Angel Terry		1959	00:12:15.3	00:29:18.8	00:45:42.1	00:51:12.4	+00:09:36.7		
M 60+					Username tangel						
		2000m	4000m	6000m	8000m	10000m	12000m	14000m	16000m	18000m	20000m
		00:05:50.2	00:11:32.9	00:15:39.3	00:19:47.9	00:23:44.6	00:27:54.1	00:33:07.2	00:38:45.3	00:44:13.3	00:48:23.5
31.		Hobster Michael		1954	00:12:03.3	00:29:06.6	00:45:51.1	00:51:12.7	+00:09:36.9		
M 60+		Velo Club Bridford			Username hobbit2020						
		2000m	4000m	6000m	8000m	10000m	12000m	14000m	16000m	18000m	20000m
		00:05:34.6	00:11:20.0	00:15:18.1	00:19:18.6	00:23:14.2	00:27:31.0	00:32:59.2	00:38:38.0	00:44:22.1	00:48:31.7
32.		Reurke Cou-		1958	00:11:02.0	00:27:58.8	00:45:51.1	00:51:22.4	+00:09:46.7		
M 60+		Sint Jobse Pedaalridders			Username Cou-Reurke						
		2000m	4000m	6000m	8000m	10000m	12000m	14000m	16000m	18000m	20000m
		00:04:53.6	00:10:15.2	00:14:22.1	00:18:24.1	00:22:14.8	00:26:20.8	00:31:22.4	00:37:44.8	00:44:25.2	00:48:34.8
33.		nart armand		1956	00:11:52.1	00:29:19.3	00:45:48.9	00:51:23.3	+00:09:47.5		
M 60+		usac andernos			Username armandou-C-						
		2000m	4000m	6000m	8000m	10000m	12000m	14000m	16000m	18000m	20000m
		00:05:23.9	00:11:03.0	00:15:23.3	00:19:34.7	00:23:29.4	00:27:40.0	00:32:57.8	00:38:21.8	00:44:08.3	00:48:34.8
34.		Garon Claude		1952	00:11:59.4	00:29:03.8	00:46:10.6	00:51:31.8	+00:09:56.1		
M 60+		Quilicot			Username cgaron						
		2000m	4000m	6000m	8000m	10000m	12000m	14000m	16000m	18000m	20000m
		00:05:31.8	00:11:12.4	00:15:26.5	00:19:32.9	00:23:30.4	00:27:41.0	00:32:56.9	00:38:22.3	00:44:07.4	00:48:41.0
35.		Lecler Jean Claude		1944	00:12:02.1	00:29:50.7	00:46:18.2	00:52:04.3	+00:10:28.5		
M 60+		Rouvy France -La Légère 79500			Username Born-In_1944-RFR						
		2000m	4000m	6000m	8000m	10000m	12000m	14000m	16000m	18000m	20000m
		00:05:27.5	00:11:11.7	00:15:25.2	00:19:40.7	00:23:49.3	00:28:20.3	00:33:40.0	00:39:09.2	00:44:45.2	00:49:09.8
36.		Burgess David		1954	00:12:30.6	00:29:41.5	00:46:44.0	00:52:11.9	+00:10:36.2		
M 60+					Username dburg						
		2000m	4000m	6000m	8000m	10000m	12000m	14000m	16000m	18000m	20000m
		00:05:52.2	00:11:44.1	00:15:50.3	00:20:15.9	00:23:57.5	00:27:56.0	00:33:10.9	00:38:51.0	00:44:53.5	00:49:33.0
37.		Vysoky James		1959	00:12:22.4	00:30:13.9	00:47:53.3	00:53:18.4	+00:11:42.7		
M 60+		The Cyclery Team			Username javysoky						
		2000m	4000m	6000m	8000m	10000m	12000m	14000m	16000m	18000m	20000m
		00:05:34.7	00:11:33.1	00:15:51.4	00:20:07.0	00:24:09.4	00:28:21.5	00:33:58.5	00:39:40.5	00:45:43.6	00:50:29.3
38.		Herron Roark		1949	00:12:53.9	00:31:05.0	00:47:28.6	00:53:24.1	+00:11:48.3		
M 60+					Username roark						
		2000m	4000m	6000m	8000m	10000m	12000m	14000m	16000m	18000m	20000m
		00:05:59.0	00:12:03.2	00:16:28.6	00:20:50.2	00:24:58.7	00:29:20.4	00:34:43.4	00:40:11.7	00:45:51.6	00:50:24.0
39.		Herzog Patrick		1950	00:12:43.6	00:30:51.2	00:47:31.4	00:53:34.7	+00:11:58.9		
M 60+					Username Popeye50						
		2000m	4000m	6000m	8000m	10000m	12000m	14000m	16000m	18000m	20000m
		00:05:49.8	00:11:48.7	00:16:13.7	00:20:34.9	00:24:47.8	00:29:07.7	00:34:26.5	00:40:06.4	00:45:54.7	00:50:28.0
40.		Warren Alan		1953	00:13:25.6	00:31:31.6	00:48:00.5	00:53:35.5	+00:11:59.8		
M 60+		Triad Tri Team			Username abwarren5501						
		2000m	4000m	6000m	8000m	10000m	12000m	14000m	16000m	18000m	20000m
		00:05:55.9	00:12:38.2	00:16:46.7	00:21:18.4	00:25:46.5	00:30:05.8	00:35:14.9	00:40:46.8	00:46:17.7	00:50:51.2
41.		Leopold Les		1947	00:12:28.5	00:30:43.2	00:48:15.4	00:53:54.2	+00:12:18.4		
M 60+					Username lesleopold						
		2000m	4000m	6000m	8000m	10000m	12000m	14000m	16000m	18000m	20000m
		00:05:45.0	00:11:36.1	00:15:57.4	00:20:20.2	00:24:32.8	00:28:56.7	00:34:29.7	00:40:15.0	00:46:15.1	00:50:51.4
42.		M J		1957	00:13:51.9	00:31:46.7	00:48:43.1	00:54:02.7	+00:12:27.0		
M 60+					Username vraam40						
		2000m	4000m	6000m	8000m	10000m	12000m	14000m	16000m	18000m	20000m
		00:06:57.5	00:13:06.4	00:17:23.2	00:21:50.6	00:26:14.6	00:30:36.0	00:35:51.1	00:41:47.2	00:47:02.4	00:51:13.2

ROUVY

ELITE

Santini

NUTREND®

Rank cat	Jersey	Name	CoR	DoB	INT1	INT2	INT3	Finishtime	
43.		Hagger Mark		1957	00:12:56.0	00:31:01.0	00:48:17.5	00:54:04.3	+00:12:28.5
M 60+		2000m 00:05:37.7 4000m 00:11:43.2 6000m 00:16:08.4 8000m 00:20:32.0 10000m 00:24:42.7 12000m 00:29:09.7 14000m 00:34:48.8 16000m 00:40:37.0 18000m 00:46:33.1 20000m 00:51:14.3							
44.		Hume Larry Horizon 100		1947	00:12:53.7	00:31:09.8	00:48:21.7	00:54:08.5	+00:12:32.7
M 60+		2000m 00:05:57.8 4000m 00:12:03.0 6000m 00:16:25.5 8000m 00:20:46.1 10000m 00:24:59.7 12000m 00:29:20.4 14000m 00:34:56.9 16000m 00:40:39.7 18000m 00:46:36.0 20000m 00:51:18.4							
45.		Wilson Trevor		1958	00:13:33.8	00:31:35.4	00:48:34.5	00:54:13.9	+00:12:38.2
M 60+		2000m 00:06:16.8 4000m 00:12:41.2 6000m 00:17:06.7 8000m 00:21:27.4 10000m 00:25:40.8 12000m 00:30:06.8 14000m 00:35:30.1 16000m 00:40:59.2 18000m 00:46:49.9 20000m 00:51:27.2							
46.		Puchala Henryk		1957	00:13:45.1	00:32:18.0	00:48:46.0	00:54:46.6	+00:13:10.8
M 60+		2000m 00:06:28.0 4000m 00:12:53.8 6000m 00:17:20.0 8000m 00:21:46.9 10000m 00:26:05.6 12000m 00:30:35.3 14000m 00:36:12.6 16000m 00:41:44.4 18000m 00:47:12.4 20000m 00:51:41.4							
47.		de Keijzer Henk		1958	00:13:23.8	00:31:30.8	00:49:06.6	00:54:52.0	+00:13:16.3
M 60+		2000m 00:06:08.0 4000m 00:12:11.0 6000m 00:16:37.9 8000m 00:21:04.5 10000m 00:25:22.7 12000m 00:29:43.5 14000m 00:35:19.0 16000m 00:41:07.8 18000m 00:47:01.1 20000m 00:51:45.1							
48.		MARCHAND Alain USMC les Clayes sous Bois		1957	00:12:50.4	00:31:12.4	00:49:16.1	00:55:20.3	+00:13:44.6
M 60+		2000m 00:05:44.0 4000m 00:11:36.7 6000m 00:16:01.4 8000m 00:20:25.1 10000m 00:24:47.9 12000m 00:29:29.5 14000m 00:35:24.0 16000m 00:41:16.8 18000m 00:47:25.4 20000m 00:52:17.5							
49.		Zevallos Raul Team Portsmouth		1957	00:12:11.3	00:31:17.1	00:49:14.9	00:55:35.7	+00:13:59.9
M 60+		2000m 00:05:31.6 4000m 00:11:20.7 6000m 00:15:57.5 8000m 00:20:42.1 10000m 00:25:01.0 12000m 00:29:23.7 14000m 00:35:05.6 16000m 00:41:18.2 18000m 00:47:21.0 20000m 00:52:12.3							
50.		Perrissoud Daniel EP Manosque		1947	00:12:46.5	00:31:50.2	00:49:56.0	00:56:07.8	+00:14:32.0
M 60+		2000m 00:05:50.0 4000m 00:11:44.1 6000m 00:16:24.6 8000m 00:20:59.4 10000m 00:25:25.0 12000m 00:30:04.8 14000m 00:35:44.0 16000m 00:41:35.3 18000m 00:47:47.6 20000m 00:52:45.4							
51.		Marzatico Carlo		1952	00:13:30.0	00:32:14.9	00:50:37.4	00:56:15.1	+00:14:39.4
M 60+		2000m 00:06:18.2 4000m 00:12:37.4 6000m 00:17:16.8 8000m 00:21:52.7 10000m 00:26:17.3 12000m 00:30:47.0 14000m 00:36:20.3 16000m 00:42:17.6 18000m 00:48:28.8 20000m 00:53:14.5							
52.		Schweigardt Jürgen		1959	00:13:16.5	00:31:31.5	00:50:28.1	00:56:19.4	+00:14:43.6
M 60+		2000m 00:06:29.9 4000m 00:12:24.1 6000m 00:16:43.6 8000m 00:20:53.1 10000m 00:25:04.7 12000m 00:29:37.6 14000m 00:35:24.8 16000m 00:41:45.2 18000m 00:48:24.5 20000m 00:53:26.9							
53.		Burr Alan Dont wait for me		1952	00:13:16.0	00:33:10.8	00:51:54.6	00:57:41.4	+00:16:05.7
M 60+		2000m 00:06:18.2 4000m 00:12:25.5 6000m 00:16:46.7 8000m 00:21:31.8 10000m 00:26:12.2 12000m 00:31:08.1 14000m 00:37:12.5 16000m 00:43:23.0 18000m 00:49:45.8 20000m 00:54:35.2							
54.		Krolikowsky Andrey Starsky Cycling Club		1946	00:14:11.9	00:33:19.2	00:52:27.8	00:58:25.0	+00:16:49.3
M 60+		2000m 00:06:32.1 4000m 00:13:13.4 6000m 00:17:47.9 8000m 00:22:19.8 10000m 00:26:41.2 12000m 00:31:14.4 14000m 00:37:17.6 16000m 00:43:31.1 18000m 00:50:03.9 20000m 00:55:20.0							
55.		van Vreede Cees Piels Cycling.		1947	00:15:16.5	00:34:46.6	00:53:31.7	00:59:20.5	+00:17:44.8
M 60+		2000m 00:06:51.2 4000m 00:13:58.0 6000m 00:18:54.4 8000m 00:23:48.3 10000m 00:28:26.1 12000m 00:33:09.8 14000m 00:38:51.2 16000m 00:45:04.3 18000m 00:51:23.3 20000m 00:56:15.0							
56.		Funke Wolfgang		1958	00:15:06.1	00:35:08.9	00:54:40.8	01:00:35.4	+00:18:59.6
M 60+		2000m 00:07:04.4 4000m 00:14:05.9 6000m 00:18:59.6 8000m 00:23:45.4 10000m 00:28:17.4 12000m 00:33:04.1 14000m 00:39:30.3 16000m 00:45:43.8 18000m 00:52:20.7 20000m 00:57:28.5							

ROUVY

ELITE

Santini

NUTREND®









Rank cat	Jersey	Name	CoR	DoB	INT1	INT2	INT3	Finishtime			
57.		Leblanc Fernand		1955	00:15:10.5	00:35:04.1	00:54:58.4	01:00:43.6	+00:19:07.8		
M 60+					Username fernand1						
		2000m	4000m	6000m	8000m	10000m	12000m	14000m	16000m	18000m	20000m
		00:07:03.6	00:14:16.8	00:18:59.6	00:23:43.5	00:28:20.1	00:33:11.8	00:39:27.4	00:45:42.7	00:52:37.4	00:57:45.5
58.		Pinckaers Jef		1951	00:15:44.8	00:36:30.5	00:56:04.4	01:01:40.6	+00:20:04.8		
M 60+					Username jefke51						
		2000m	4000m	6000m	8000m	10000m	12000m	14000m	16000m	18000m	20000m
		00:07:08.4	00:14:20.2	00:19:32.6	00:24:50.6	00:29:36.5	00:34:39.6	00:40:49.9	00:47:20.2	00:53:44.7	00:58:42.6
59.		Cushnie Jonathan		1960	00:13:53.0	00:34:46.2	00:55:58.6	01:01:48.8	+00:20:13.0		
M 60+					Username j0n0c						
		2000m	4000m	6000m	8000m	10000m	12000m	14000m	16000m	18000m	20000m
		00:06:05.2	00:12:57.3	00:17:47.3	00:22:28.7	00:27:07.9	00:32:04.5	00:39:19.3	00:46:25.1	00:53:33.8	00:58:51.9
60.		Leclaire Pierre		1959	00:14:35.5	00:36:30.1	00:56:31.7	01:01:57.9	+00:20:22.1		
M 60+	Team Vegan				Username thinboy						
		2000m	4000m	6000m	8000m	10000m	12000m	14000m	16000m	18000m	20000m
		00:06:44.0	00:13:33.8	00:18:49.6	00:24:07.5	00:29:11.3	00:34:25.5	00:41:10.3	00:48:06.6	00:54:37.2	00:59:04.9
61.		Beutler Art		1954	00:14:16.2	00:35:57.3	00:56:36.5	01:02:33.8	+00:20:58.0		
M 60+	Oceanside Outrigger Canoe Club				Username artbeutler						
		2000m	4000m	6000m	8000m	10000m	12000m	14000m	16000m	18000m	20000m
		00:06:29.3	00:13:12.7	00:18:24.2	00:23:43.1	00:28:47.5	00:34:00.4	00:40:20.8	00:47:09.2	00:53:56.9	00:59:28.7
62.		Bardelli Rudi		1954	00:14:31.1	00:34:29.7	00:57:01.7	01:02:46.1	+00:21:10.4		
M 60+					Username rudiit						
		2000m	4000m	6000m	8000m	10000m	12000m	14000m	16000m	18000m	20000m
		00:06:30.2	00:13:35.6	00:18:22.4	00:23:02.2	00:27:31.7	00:32:30.9	00:39:10.3	00:46:23.7	00:54:20.1	00:59:50.0
63.		Perry Tom		1945	00:15:32.4	00:36:41.3	00:56:39.8	01:02:56.8	+00:21:21.0		
M 60+	Lollipop Guild Racing Team				Username tperry164						
		2000m	4000m	6000m	8000m	10000m	12000m	14000m	16000m	18000m	20000m
		00:07:22.3	00:14:33.1	00:19:38.0	00:24:43.9	00:29:30.9	00:34:29.6	00:41:02.0	00:47:40.5	00:54:37.1	00:59:46.9
64.		Gott John		1956	00:14:22.1	00:35:42.7	00:58:39.5	01:04:31.4	+00:22:55.6		
M 60+	Belper BC				Username johncameron1						
		2000m	4000m	6000m	8000m	10000m	12000m	14000m	16000m	18000m	20000m
		00:06:16.9	00:13:25.6	00:18:16.1	00:23:06.9	00:27:59.8	00:33:18.8	00:40:27.5	00:48:03.2	00:55:46.1	01:01:36.0
65.		Temins Larry		1947	00:20:36.7	00:40:53.6	01:01:42.0	01:07:40.5	+00:26:04.7		
M 60+					Username giraffelt						
		2000m	4000m	6000m	8000m	10000m	12000m	14000m	16000m	18000m	20000m
		00:12:24.2	00:19:12.5	00:24:24.2	00:29:20.5	00:34:04.8	00:38:58.0	00:45:25.4	00:52:13.1	00:59:16.1	01:04:34.3
66.		Grosser EL LEO		1952	00:21:27.8	00:42:55.7	01:03:49.6	01:10:24.5	+00:28:48.7		
M 60+	TriTeam Merzbach				Username Multisport-Leo						
		2000m	4000m	6000m	8000m	10000m	12000m	14000m	16000m	18000m	20000m
		00:12:35.4	00:20:25.0	00:25:38.0	00:30:39.2	00:35:38.9	00:40:58.8	00:47:32.1	00:54:33.1	01:01:42.1	01:07:14.0
67.		Valencia Alvaro		1946	00:19:20.0	00:41:49.6	01:07:42.8	01:13:19.0	+00:31:43.2		
M 60+					Username alvasan						
		2000m	4000m	6000m	8000m	10000m	12000m	14000m	16000m	18000m	20000m
		00:08:38.7	00:18:27.4	00:24:05.4	00:29:11.6	00:34:02.3	00:39:07.4	00:47:05.2	00:55:44.3	01:04:33.5	01:10:38.2

ROUVY

ELITE

Santini

NUTREND®

Rank cat	Jersey	Name	CoR	DoB	INT1	INT2	INT3	Finishtime			
1.		Griesche Cornelia		1993	00:10:20.7	00:24:18.9	00:37:02.6	00:42:13.9	+00:00:00.0		
Username corni											
W 21-30		2000m 00:04:36.4	4000m 00:09:19.2	6000m 00:12:48.5	8000m 00:16:21.3	10000m 00:19:40.8	12000m 00:23:11.2	14000m 00:27:25.7	16000m 00:31:39.2	18000m 00:35:59.3	20000m 00:39:30.3
2.		Colborne Henrietta		1998	00:10:06.4	00:24:18.5	00:37:38.4	00:42:42.9	+00:00:29.0		
GT Krush Tunap Pro Cycling											
Username hcolborne											
W 21-30		2000m 00:04:29.7	4000m 00:09:02.1	6000m 00:12:34.2	8000m 00:16:06.5	10000m 00:19:32.7	12000m 00:23:10.2	14000m 00:27:25.9	16000m 00:31:40.7	18000m 00:36:03.1	20000m 00:39:49.7
3.		Klembarová Jana		1994	00:10:38.5	00:27:08.0	00:41:39.4	00:47:22.5	+00:05:08.6		
Username janka142											
W 21-30		2000m 00:04:38.3	4000m 00:09:49.0	6000m 00:13:50.9	8000m 00:18:01.3	10000m 00:21:56.6	12000m 00:25:56.4	14000m 00:30:32.1	16000m 00:35:22.6	18000m 00:40:22.0	20000m 00:44:24.1
4.		Patricia Clara		1993	00:10:56.7	00:28:13.1	00:43:26.9	00:49:33.2	+00:07:19.3		
30Forty											
Username clara.patricia											
W 21-30		2000m 00:04:53.5	4000m 00:10:08.1	6000m 00:14:16.0	8000m 00:18:20.5	10000m 00:22:19.9	12000m 00:26:37.4	14000m 00:31:43.5	16000m 00:36:51.5	18000m 00:42:02.5	20000m 00:46:20.7






Rank cat	Jersey	Name	CoR	DoB	INT1	INT2	INT3	Finishtime	
1.		Osorio Diana Grufit		1985	00:09:45.5	00:24:12.0	00:36:22.5	00:41:44.8	+00:00:00.0
W 31-40		2000m 00:04:33.4 4000m 00:09:07.9 6000m 00:12:33.5 8000m 00:16:06.4		10000m 00:19:24.5 12000m 00:22:53.7 14000m 00:26:57.6 16000m 00:31:02.8 18000m 00:35:16.9 20000m 00:38:56.0	Username daoc				
2.		Švarcová Hana Road2kona		1982	00:10:10.5	00:25:20.2	00:39:17.6	00:44:40.2	+00:02:55.3
W 31-40		2000m 00:04:36.7 4000m 00:09:27.1 6000m 00:13:09.6 8000m 00:16:49.6		10000m 00:20:22.8 12000m 00:24:06.5 14000m 00:28:38.2 16000m 00:33:16.0 18000m 00:38:00.7 20000m 00:41:54.0	Username hanas				
3.		Chedburn Lauren		1985	00:10:10.5	00:25:50.9	00:41:15.5	00:46:41.5	+00:04:56.6
W 31-40		2000m 00:04:44.8 4000m 00:09:30.0 6000m 00:13:08.4 8000m 00:16:47.8		10000m 00:20:21.3 12000m 00:24:14.4 14000m 00:29:14.8 16000m 00:34:29.7 18000m 00:39:48.6 20000m 00:43:59.1	Username corrielab26				
4.		Wojciechowska Maria		1990	00:12:22.4	00:30:01.0	00:46:49.1	00:52:06.9	+00:10:22.0
W 31-40		2000m 00:06:05.8 4000m 00:11:29.7 6000m 00:15:44.2 8000m 00:19:59.7		10000m 00:23:58.3 12000m 00:28:20.0 14000m 00:33:37.9 16000m 00:39:16.1 18000m 00:44:52.3 20000m 00:49:17.5	Username masia314				
5.		Misiarz Magdalena		1984	00:12:15.2	00:29:49.7	00:46:20.0	00:52:29.3	+00:10:44.4
W 31-40		2000m 00:05:35.6 4000m 00:11:21.0 6000m 00:15:34.4 8000m 00:19:47.7		10000m 00:24:02.5 12000m 00:28:21.2 14000m 00:33:41.2 16000m 00:39:08.1 18000m 00:44:46.5 20000m 00:49:17.7	Username prosiaczek				
6.		Cook Megan		1984	00:13:05.0	00:31:50.6	00:49:24.8	00:55:28.9	+00:13:44.0
W 31-40		2000m 00:05:58.9 4000m 00:12:12.1 6000m 00:16:40.7 8000m 00:21:15.3		10000m 00:25:39.0 12000m 00:30:13.0 14000m 00:35:57.0 16000m 00:42:02.3 18000m 00:47:48.7 20000m 00:52:25.5	Username megancook				
7.		Moest Ina		1981	00:14:39.2	00:33:44.6	00:51:57.3	00:57:13.9	+00:15:29.0
W 31-40		2000m 00:06:35.1 4000m 00:13:45.0 6000m 00:18:27.2 8000m 00:23:01.2		10000m 00:27:22.9 12000m 00:32:03.4 14000m 00:37:47.5 16000m 00:43:39.9 18000m 00:49:47.7 20000m 00:54:29.7	Username i.m.				
8.		Belec Zalig Maja OOC		1981	00:13:49.4	00:32:48.7	00:51:44.0	00:58:29.5	+00:16:44.6
W 31-40		2000m 00:06:03.7 4000m 00:12:28.6 6000m 00:17:09.6 8000m 00:21:52.2		10000m 00:26:16.8 12000m 00:30:55.8 14000m 00:36:43.2 16000m 00:43:09.6 18000m 00:49:44.7 20000m 00:55:01.5	Username majab				

ROUVY

ELITE

Santini

NUTREND®

Rank cat	Jersey	Name	CoR	DoB	INT1	INT2	INT3	Finishtime			
1.		Gagnon Pascale		1974	00:10:20.9	00:25:08.5	00:37:47.0	00:43:14.1	+00:00:00.0		
W 41-50		2000m 00:04:47.4	4000m 00:09:18.2	6000m 00:12:52.4	8000m 00:16:31.8	10000m 00:20:16.9	12000m 00:23:51.3	14000m 00:28:01.9	16000m 00:32:16.4	18000m 00:36:39.2	20000m 00:40:20.5
2.		Betteridge Zoe Southfork Racing		1977	00:11:09.9	00:26:46.5	00:41:15.2	00:46:41.7	+00:03:27.5		
W 41-50		2000m 00:05:20.9	4000m 00:10:24.4	6000m 00:14:16.1	8000m 00:18:07.3	10000m 00:21:44.5	12000m 00:25:31.9	14000m 00:30:15.8	16000m 00:35:07.7	18000m 00:39:57.7	20000m 00:43:57.2
3.		Cahill Sharon		1974	00:11:09.1	00:27:24.3	00:41:54.9	00:47:44.3	+00:04:30.1		
W 41-50		2000m 00:05:20.8	4000m 00:10:23.7	6000m 00:14:16.1	8000m 00:18:09.8	10000m 00:22:00.0	12000m 00:26:09.5	14000m 00:30:51.4	16000m 00:35:38.2	18000m 00:40:34.1	20000m 00:44:42.5
4.		Harrison Belinda Medway Tri		1975	00:11:40.1	00:28:48.4	00:44:31.6	00:50:11.2	+00:06:57.0		
W 41-50		2000m 00:05:29.7	4000m 00:10:55.7	6000m 00:14:58.3	8000m 00:19:11.7	10000m 00:23:10.2	12000m 00:27:27.0	14000m 00:32:29.0	16000m 00:37:48.0	18000m 00:43:07.1	20000m 00:47:21.3
5.		--		1971	00:13:04.5	00:31:24.8	00:49:17.4	00:54:40.0	+00:11:25.8		
W 41-50		2000m 00:05:54.9	4000m 00:12:14.9	6000m 00:16:26.8	8000m 00:20:59.3	10000m 00:25:04.6	12000m 00:29:36.7	14000m 00:35:03.5	16000m 00:41:13.0	18000m 00:46:53.2	20000m 00:51:46.2
6.		Ranta-Ojala Terhi		1973	00:13:41.1	00:32:12.9	00:49:59.9	00:56:06.2	+00:12:52.0		
W 41-50		2000m 00:06:29.9	4000m 00:12:43.2	6000m 00:17:01.8	8000m 00:21:31.4	10000m 00:25:55.9	12000m 00:30:30.8	14000m 00:36:00.1	16000m 00:41:56.6	18000m 00:48:09.5	20000m 00:53:04.7
7.		Leonte Madalina		1974	00:13:20.7	00:33:05.0	00:50:50.2	00:57:15.9	+00:14:01.7		
W 41-50		2000m 00:06:02.8	4000m 00:12:25.3	6000m 00:17:11.8	8000m 00:21:54.8	10000m 00:26:30.7	12000m 00:31:15.0	14000m 00:36:59.4	16000m 00:42:53.5	18000m 00:49:03.8	20000m 00:53:53.6
8.		Sidhu Rupinder		1974	00:13:07.5	00:32:07.0	00:50:51.2	00:57:20.0	+00:14:05.8		
W 41-50		2000m 00:06:08.1	4000m 00:12:12.3	6000m 00:16:45.9	8000m 00:21:18.4	10000m 00:25:44.1	12000m 00:30:22.9	14000m 00:36:23.2	16000m 00:42:36.6	18000m 00:49:00.7	20000m 00:54:02.8
9.		Miller Paula Pictou County Cycle		1971	00:13:54.9	00:33:43.3	00:52:32.1	00:58:28.9	+00:15:14.7		
W 41-50		2000m 00:06:12.8	4000m 00:12:57.2	6000m 00:17:45.9	8000m 00:22:33.6	10000m 00:27:03.4	12000m 00:31:48.2	14000m 00:37:43.5	16000m 00:43:58.8	18000m 00:50:17.7	20000m 00:55:13.8
10.		Otterson Jeni		1974	00:20:08.3	00:41:39.5	01:00:04.2	01:06:06.7	+00:22:52.5		
W 41-50		2000m 00:11:48.2	4000m 00:19:08.7	6000m 00:24:13.4	8000m 00:29:31.5	10000m 00:34:28.3	12000m 00:39:34.2	14000m 00:45:43.7	16000m 00:51:41.5	18000m 00:57:47.6	20000m 01:02:56.1

ROUVY

ELITE

Santini

NUTREND®

Rank cat	Jersey	Name	CoR	DoB	INT1	INT2	INT3	Finishtime	
1.		Parker Karen		1962	00:10:58.1	00:27:33.4	00:42:33.9	00:48:26.1	+00:00:00.0
W 50+		2000m 00:05:01.7 4000m 00:10:13.3 6000m 00:14:10.0 8000m 00:18:04.2 10000m 00:21:51.8 12000m 00:25:57.4 14000m 00:30:52.1 16000m 00:36:01.9 18000m 00:41:10.3 20000m 00:45:25.8							
2.		Roberts Maxine Team Portsmouth		1955	00:11:42.4	00:28:23.5	00:43:50.7	00:49:47.2	+00:01:21.0
W 50+		2000m 00:05:31.1 4000m 00:10:55.9 6000m 00:14:51.1 8000m 00:18:53.4 10000m 00:22:52.1 12000m 00:27:01.5 14000m 00:31:58.4 16000m 00:37:01.3 18000m 00:42:20.6 20000m 00:46:40.9							
3.		Ladwig Sabine amas de casa		1966	00:11:25.2	00:28:18.5	00:44:21.4	00:50:23.0	+00:01:56.9
W 50+		2000m 00:05:14.4 4000m 00:10:38.4 6000m 00:14:37.2 8000m 00:18:46.4 10000m 00:22:44.8 12000m 00:26:54.4 14000m 00:31:59.5 16000m 00:37:14.8 18000m 00:42:44.8 20000m 00:47:18.3							
4.		Rosseel Caroline		1966	00:13:53.7	00:33:20.0	00:52:10.4	00:58:18.5	+00:09:52.4
W 50+		2000m 00:06:25.3 4000m 00:12:56.2 6000m 00:17:43.3 8000m 00:22:19.6 10000m 00:26:57.3 12000m 00:31:40.2 14000m 00:37:34.5 16000m 00:43:41.8 18000m 00:49:57.0 20000m 00:54:56.1							
5.		Woods Wendy Pictou County Cycle		1966	00:14:11.0	00:34:08.3	00:53:22.4	00:59:19.6	+00:10:53.5
W 50+		2000m 00:06:26.3 4000m 00:13:13.9 6000m 00:18:00.5 8000m 00:22:48.9 10000m 00:27:18.9 12000m 00:32:09.7 14000m 00:38:11.1 16000m 00:44:31.7 18000m 00:51:04.5 20000m 00:56:11.6							
6.		Pereira Silvia NaDesmontes Cycling Spirit		1970	00:13:44.8	00:33:59.1	00:53:49.8	00:59:57.4	+00:11:31.2
W 50+		2000m 00:06:05.9 4000m 00:12:49.5 6000m 00:17:26.3 8000m 00:22:07.6 10000m 00:26:30.7 12000m 00:31:39.5 14000m 00:38:11.8 16000m 00:44:58.5 18000m 00:51:47.5 20000m 00:56:55.6							
7.		Rasoazanabary Emilienne		1965	00:14:35.2	00:35:33.1	00:54:32.8	01:01:01.2	+00:12:35.1
W 50+		2000m 00:06:39.3 4000m 00:13:33.4 6000m 00:18:33.6 8000m 00:23:35.3 10000m 00:28:26.1 12000m 00:33:31.3 14000m 00:39:38.5 16000m 00:45:52.0 18000m 00:52:15.5 20000m 00:57:29.4							
8.		Skokowska Beata Gryfus Szczecin		1966	00:15:19.2	00:35:18.9	00:56:37.3	01:02:14.2	+00:13:48.1
W 50+		2000m 00:06:55.5 4000m 00:14:24.2 6000m 00:19:06.5 8000m 00:23:51.3 10000m 00:28:26.4 12000m 00:33:18.9 14000m 00:39:59.7 16000m 00:46:54.4 18000m 00:54:11.0 20000m 00:59:17.7							
9.		R Susi Mitteldeutsche Triathlen		1970	00:15:08.0	00:36:20.6	00:56:59.6	01:03:14.3	+00:14:48.2
W 50+		2000m 00:06:35.4 4000m 00:14:06.8 6000m 00:19:13.4 8000m 00:24:18.5 10000m 00:29:04.6 12000m 00:34:12.3 14000m 00:40:40.0 16000m 00:47:38.5 18000m 00:54:45.2 20000m 01:00:14.8							
10.		Hutton Jo-Anne THATLLDO		1966	00:17:18.9	00:39:26.4	01:00:42.6	01:06:19.7	+00:17:53.6
W 50+		2000m 00:07:17.2 4000m 00:15:58.6 6000m 00:21:40.7 8000m 00:27:04.6 10000m 00:32:03.8 12000m 00:37:25.7 14000m 00:44:14.5 16000m 00:51:07.0 18000m 00:58:01.4 20000m 01:03:22.2							
11.		Duncan Christine		1967	00:20:26.8	00:47:28.0	01:15:54.0	01:22:35.1	+00:34:09.0
W 50+		2000m 00:08:59.0 4000m 00:18:58.6 6000m 00:25:25.1 8000m 00:31:56.7 10000m 00:38:02.1 12000m 00:44:42.3 14000m 00:53:18.5 16000m 01:02:37.2 18000m 01:12:16.1 20000m 01:19:26.1							

ROUVY

ELITE

Santini

NUTREND®